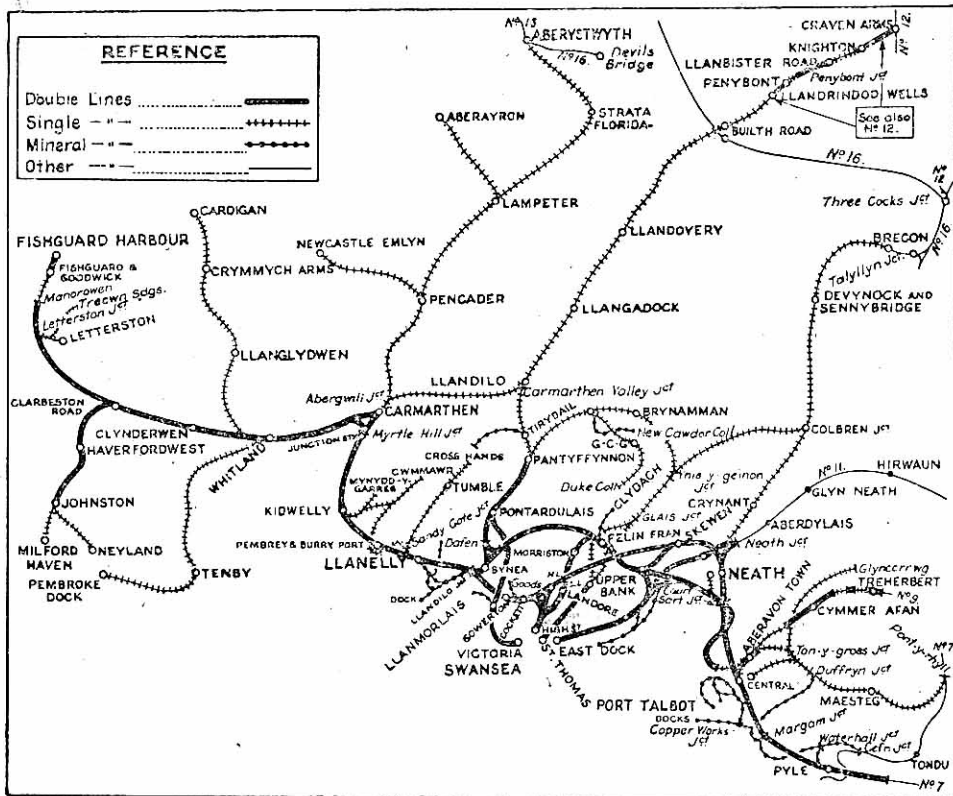


BRITISH RAILWAYS WESTERN REGION SERVICE TIME TABLES

PYLE SAND SIDING, SWANSEA, CARMARTHEN, NEYLAND & FISHGUARD.



SEPTEMBER 26th, 1949, until further notice.

IMPORTANT NOTICE.

The Time specified in the Time Tables is the departure from the Station when times of Arrival and Departure are not stated, and in such cases the Trains should ARRIVE in sufficient time to enable the work to be done in order to leave the Station at the time appointed.

The advertised departure times in a number of instances are slightly earlier than the Service Book times, and the former must be used in all quotations to the public. The trains must also leave at the ADVERTISED time wherever practicable.

TIME ALLOWANCES FOR FREIGHT TRAINS IN RUNNING, STOPPING AND STARTING.

Special Freight Trains, also Ordinary Freight Trains when running out of course, will run at the standard point-to-point times shown on pages 6, 52, etc., unless otherwise ordered. The time allowances shown for stopping and starting to apply at places where calling for traffic or other purposes, but not to delays by signals. The standard point-to-point allowances laid down apply to trains conveying the maximum loads, and booked trains which do not load fully and are timed at faster speeds than the standard point-to-point times will continue to run at the booked speed and should not exceed their present running allowances when out of course.

Out-of-date copies of this Service Book should be returned to distributing Office for disposal as waste paper when a new Book is received.

CONTENTS.

DESCRIPTION.	Pages.	Pages Shewing Mileages	DESCRIPTION.	Pages.	Pages Shewing Mileages
Aberavon Town and Tonygroes Jct.	101	—	Loads of Fish, Parcels and Milk Trains	242	—
Abergwili Jct. and Aberystwyth	191, 196-199	196, 198	Loads of Freight Trains	246, 248-259	—
Bank Engines running light to bottom of Inclines	235	—	Maximum Speeds	224-233	—
Banking and Shunting Engines	260-262	—	Millford Haven and Johnston	208	208
Brynamman and G.C.G. Branches	149-177	150	Millford Haven—Working of Traffic	216	—
Burrows Jct. to Port Talbot Docks	106	—	Morlais Jct. and Pontardulais	148-177	164
Burry Port and Cwmawr	186-189	186, 188	Morrison Branch—Working of Traffic	216	—
Burry Port and Sandy Gate Depot	190	190	National Oil Refineries, Skewen—Working of Traffic	216	—
Calculation of 20/21-ton wagons	245	—	Neath (Canal Side) and Neath Jct. (R. & S.B.)	106	—
Cardigan and Whitland	204	204	Neath Jct. and Swansea Docks	122-133	122
Carmarthen Branches	192-195	192	Neath (Riverside) and Brecon	115-120	115, 118
Carmarthen and Llandilo	150-177, 191	150	Newcastle Emlyn Branch	191, 196-199	196, 198
Carway Branch	190	—	Neyland to Pyle Sand Siding—Week-days	52-90	52
Classification of Special Wagons	243-244	—	Neyland to Pyle Sand Siding—Sundays	91-97	—
Clydach Branch	148	—	Pembroke Dock and Whitland	201-203	201
Coal Trains—Llanely, Neath, Swansea, etc.	209	—	Point-to-Point Times—Freight Trains	215	—
Colbren Jct. to Ynisgeinon Jct.	121	121	Port Talbot (Central) and Blaengarw	98, 99	98, 99
Cockett and Cockett Goods Depot	148	—	Port Talbot Docks to Cefn Jct.	103-105	103, 104
Court Sart Jct. and Blaencwm Siding	106-114	107, 111	Port Talbot (Central) and North Rhondda	100-102	100, 102
Craven Arms and Swansea	149-163	150	Port Talbot Docks and Burrows Jct.	106	—
Cross Hands and Emlyn Colliery Co.	185	—	Pyle Sand Siding to Neyland—Week-days	6-43	6
Dimensions of vehicles over 21 feet in length	247	—	Pyle Sand Siding to Neyland—Sundays	44-51	—
Engine Head Lamps and Bell Signals	4, 5	—	Ready Reckoner	247	—
Engines in steam coupled together	235	—	Refuge Sidings and Loops	233, 234	—
Fishguard Harbour and Clarbeston Rd. Fishguard Harbour—Working of Cattle Trains	205, 206	205, 206	Shunting and Banking Engines	260, 262	—
Freight Trains—Calculation of Loads	217	—	Signal Boxes	218-223	—
Freight Trains—Coaching Stock on	242, 245	—	Steamer Services	207	207
Freight Trains—Local	247	—	Swansea (High St.), Landore, Morrison, Felin Fran and North Dock Branches	134-147	135
Freight Trains—Local	209-215	—	Swansea (St. Thomas) and Brynamman	178-183	178, 181
Glyn Abbey Branch	190	—	Swansea (Victoria) and Craven Arms	164-177	164
Gowerton and Llanmorlais	148	148	Tiryddail and Cross Hands for Pen-y-groes	184	—
Johnston and Neyland	207	—	Tonmawr Jct. and Blaenavon Branch	100	—
Lampeter and Aberayron	200	200	Tonmawr Jct. and Whitworth Branch	100	—
Lando and Lando Ground Frame	190	—	Trimsaran Road and Kidwelly	190	190
Landore—Working of Traffic	216	—	Trimsaran Branch	190	—
Letterston Jct. and Letterston	207	—	Upper Bank Jct. and Glais Jct.	178-183	178, 181
Letterston Jct. and Trecon Sidings	207	—			
Llanely and Cross Hands	185	185			
Llanely and Pontardulais	6-97, 148	6, 52			
Llanely Dock, Dafen and Glyncodd Siding	184	184			
Loads of Passenger Trains	236-241	—			

EXPLANATION OF GENERAL NOTES IN THIS BOOK.

- ☞ Trains indicated thus must be formed of wagons fitted with standard oil axle-boxes. Wagons fitted with axle-boxes packed with horse-hair or waste must not be conveyed by them between the points shewn except as provided for in the Marshalling Instructions.
- Shunt for or follow another train, and also to perform work.
 - Shunt for or follow another train, but not to perform work.
 - X Train cross another on Single Line.
 - || Light Engine.
 - † Empty Train or Auto Car, or Engine and Van.
 - BE Attach or detach Bank Engine. (†)
 - CD Change Enginem. (†)
 - CE Change Engines. (†)
 - CG Change Guards. (†)
 - CR Call when required.
 - CS Call at Single Line Stations for Train Staff, Tablet, Token or Ticket. (†)
 - CT Change Enginem. and Guards. (†)
 - EG Change Engines and Guards. (†)
 - EO Stops for Examination. (†)
 - ET Stops for Examination and traffic purposes.
 - EW Stops for Examination and Water. (†)
- ¶ These letters, singly or in combination, with the addition of O or X, indicates ".....days only (or excepted)," e.g. TO Tuesdays only, FX Fridays excepted, MWFO Mondays, Wednesdays and Fridays only, ThSX Thursdays and Saturdays excepted.
- ‡ These notes are used only when trains are required to stop for the specific purpose indicated.
- ← Stations or Signal Boxes marked thus denote the Boundary between one Division and another. Pyle Sand Siding, Cefn Junction, Pontyrhyll and Blaencwm are in the Cardiff Division, Brecon, Ely Place, in the Central Wales Division, Pencader Junction in the Swansea Division, and Buith Road in the Chester Division.
- Figures in small type, thus (7 15), indicate the time at which a Train should pass a Station.

- F Fridays. (¶)
- L Stop if required to detach traffic. (‡)
- LO Change Lights. (‡)
- M Mondays. (¶)
- ML To run via Main Line where Relief Lines exist.
- OW Stops for water. (‡)
- P Stop dead here.
- PR Freight Trains so marked run through the Passenger Road at Neath.
- O Stop if required to attach traffic. (‡)
- RL To run via Relief Line.
- RR Runs when required only.
- S Saturdays. (¶)
- ST Call when required for Station Truck work. (‡)
- T Tuesdays. (¶)
- T Without O or X added, indicates "Collect Tickets."
- Th Thursdays. (¶)
- W Wednesdays. (¶)

APPENDIX TO SERVICE BOOK.

Each employee supplied with a copy of this book must have in his possession a copy of Appendix No. 10, dated February, 1939, and is responsible for obtaining it from his superior officer.

Every care should be taken to avoid running over PACKS OF HOUNDS, which, during the Hunting Season, may cross the Line. All employees of the Railway are hereby enjoined to use every care consistent with a due regard being paid to the proper working of the Line and Trains.

SERVICE TIME TABLES—CONTENTS.


SECTION
NO.

- 1—**LONDON AND DIDCOT : LONDON AND BANBURY** (via Bicester and via Oxford). Including the Brentford, Staines, Uxbridge (Vine Street), Windsor & Eton, Maidenhead and Wycombe, Marlow, Henley-on-Thames, Wallingford, Abingdon, Blenheim & Woodstock, Witney and Fairford, Uxbridge (High Street) Aylesbury, Watlington and Princes Risborough and Oxford Branches. Also Smithfield Freight Trains and L.M.R. and E.R. Freight Trains via Acton and North London Line.
- 2—**WEST LONDON AND WEST LONDON EXTENSION LINES.**
- 3—**READING, NEWBURY, WESTBURY : CASTLE CARY AND WEYMOUTH : CHIPPENHAM AND TROWBRIDGE : CHELTENHAM SPA AND ANDOVER JUNCTION.** Including the Basingstoke, Didcot and Winchester, Lambourn Marlborough, Salisbury, Bridport, Abbotsbury, Portland and Easton; Devizes, Bradford-on-Avon and Camerton; Swindon and Swindon Town and Tidworth Branches.
- 4—**DIDCOT, BRISTOL AND HIGHBRIDGE : WOOTTON BASSETT AND SEVERN TUNNEL JUNCTION : STANDISH JUNCTION AND BRISTOL.** Including the Faringdon, Highworth, Malmesbury, Calne, Clifton Extension, Avonmouth, Radstock, Portishead, Clevedon, Wells and Wrington Vale Branches.
- 5—**HIGHBRIDGE, CASTLE CARY, KINGSWEAR AND ASHBURTON JUNCTION.** Including the Yeovil, Chard, Minehead, Barnstaple, Barnstaple Junction, Exe Valley, Tiverton, Culm Valley, Teign Valley, Moretonhampstead and Brixham Branches.
- 6—**ASHBURTON JUNCTION AND PENZANCE.** Including the Ashburton, Totnes Quay, Kingsbridge, Launceston, Princetown, Yealpoint, Sutton Harbour and Friary, Looe, Bodmin and Wadebridge, Fowey and St. Blazey, Par and Newquay, Chacewater and Newquay, Cornwall Minerals, Trenance, Falmouth, Newham, Treamble, North Crofty, North Roskear, Hayle Wharves, Helston and St. Ives Branches.
- 7—**SWINDON, GLOUCESTER, CARDIFF AND PYLE.** Including the Cirencester, Tetbury, Cheltenham Spa, Gloucester Docks, Gloucester and Ledbury, Gloucester and Hereford, Forest of Dean, Forest of Dean Central, Cinderford, Lydney Town and Berkeley Road, Coleford, Lydbrook, Sudbrook, Caerwent, Cardiff Docks (Long Dyke, Roath Basin, etc.), Ely Valley and Broniscin, Llynvi, Garw, Ogmore, Gilfach and Porthcawl Branches.
- 8—**NEWPORT AND BLAENAVON : NEWPORT, BRYNMAWR AND EBBW VALE : NEWPORT, TREDEGAR AND NANTYBWCH : NEWPORT, PONTYPRIDD, NEW TREDEGAR AND TALYLLYN JUNCTION : ABERGAVENNY JUNCTION, BRYNMAWR, NANTYBWCH AND MERTHYR :** Including the Treveithin Junction, Abersychan and Talwynnain, Blaenavon and Brynmawr; Cwmillery, Brynmawr and Ebbw Vale; Cwmcarn; Penar; Pontnewynydd; Cwmnantdu; Cwmfwrdoer; Dowlais (Central) and Pant Branches.
- 9—**CARDIFF AND MERTHYR.** Cardiff and Rhymney Bridge, Senghenydd, Cardiff and Coryton, Roath Line, Taffs Well and Penrhos Junction, Pontypridd and Blaencwm Siding, Maerdy, Aberdare (Low Level), Ynysybwll, Cilfynydd, Waterhall Junction, Common Junction, Pontypridd and Cowbridge, Cardiff and Barry Pier (via Penarth and via Dinas Powis), Cadoxton and Trehafod Junction, Barry and Bridgend, Dowlais (Cacharris) and Nelson and Llancaich.
- 10—**PYLE SAND SIDING, NEYLAND AND FISHGARD HARBOUR** (via Landore and via Felin Fran). Including the Port Talbot (Central) and Blaengarw; Port Talbot (Central), Glyncorrwg and North Rhondda; Port Talbot Docks, Cefn Junction and Tondur; Port Talbot Docks and Burrows Junction; Aberavon (Town) and Tonygroes Junction; Court Sart Junction and Blaencwm Siding; Neath (Canal Side) and Neath Junction; Neath (Riverside) and Brecon; Colbren Junction and Ynysgeinion Junction; Neath Junction, Court Sart Junction and Swansea Docks; Swansea (High Street), Hafod Junction, Morriston and Felin Fran; Clydach; Swansea (Victoria), Pantyffynnon, Llandilo, Llandoverly, Builth Road (H.L.), and Craven Arms; Cowerton and Llanmorlais; Swansea (St. Thomas) and Brynamman; Upper Bank and Glais; Llanelly Dock, Dafen Junction and Glyncoed Siding; Llanelly and Cross Hands; Llanelly and Pontardulais; Brynamman, Gwaun-cae-Gurwen, Cawdor and Mountain Branches; Burry Port and Cwmnawr; Burry Port and Sandy Gate Depot; Trimsaran Road and Kidwelly; Carmarthen and Aberystwyth; Carmarthen and Llandilo; Pencader and Newcastle Emlyn; Lampeter and Aberayron; Whitland and Pembroke Dock; Whitland and Cardigan; Johnston (Pem.) and Millford Haven; Letterston Junction and Letterston Junction and Treewn Sidings Branches.
- 11—**PONTYPOOL ROAD, ABERDARE AND NEATH JUNCTION.** Including the Merthyr and Pontsticill Junction, Merthyr and Hirwaun, and Merthyr and Quaker's Yard (High Level) Branches.
- 12—**SHREWSBURY, WORCESTER, HEREFORD, PONTYPOOL ROAD AND NEWPORT.** Including the Craven Arms, Builth Road (High Level), Llandoverly and Swansea (Victoria); Ludlow and Bitterley (Clee Hill); Woofferton, Cleobury Mortimer (for Ditton Priors), Bewdley and Kidderminster; Leominster, Titley (for Presteign) and New Radnor; Leominster, Bromyard and Worcester; Hereford, Hay, Three Cocks Junction and Brecon; Pontrilas and Hay; Pontypool Road, Monmouth (for Chepstow) and Ross-on-Wye Branches.
- 13—**AYNHO JUNCTION AND WOLVERHAMPTON : BIRMINGHAM, STRATFORD-ON-AVON, CHELTENHAM SPA AND BRISTOL.** Including the Birmingham, Oldbury & Langley Green (for Oldbury), Old Hill (for Dudley, Halesowen and Northfield) and Stourbridge Junction; Birmingham, Great Bridge and Dudley; Leamington Spa, Bearley (for Alcester) and Stratford-on-Avon Branches.
- 14—**WOLVERHAMPTON CHESTER, BIRKENHEAD AND MANCHESTER.** Including the Madeley Junction and Lightmoor Junction; Hollinswood and Stirchley; Wellington, Lightmoor Junction, Buildwas and Craven Arms; Wellington, Market Drayton and Crewe; Shrewsbury, Cruckmeole Junction (for Minsterley) and Welshpool; Gobowen and Oswestry; Ruabon, Bala Junction (for Blaenau Festiniog), Dolgelly and Barmouth; Wrexham, Rhos, Pontcysyllte and Trevor; Gardden Lodge and Aberderyn; Wrexham and Gatewen Colliery; Wrexham, Brymbo (for Vron, Coed Talon and Mold), Coed Poeth and Minerai; Wheatshaf Junction and Wheatshaf Yard Branches.
- 15—**OXFORD, WORCESTER AND WOLVERHAMPTON.** Including the Banbury, Kingham and Cheltenham Spa; Moreton-in-Marsh and Shipston-on-Stour; Stourbridge Junction and Stourbridge Town; Kingswinford Junction and Oxley Sidings; Hartlebury, Bewdley, Bridgnorth and Shrewsbury Branches.
- 16—**WHITCHURCH, PWLLHELI AND ABERYSTWYTH.** Including the Ellesmere and Wrexham; Oswestry and Gobowen; Oswestry, Blodwell Junction (for Nantmawr) and Llanygnog; Llanyrnymynech and Llanyllin; Welshpool and Shrewsbury; Welshpool and Llanfair Caereinion; Abermule and Kerry; Moat Lane Junction and Brecon; Cemes Road and Dinas Mawddwy; Aberystwyth and Devil's Bridge Branches.

ENGINE HEAD LAMPS AND BELL SIGNALS.

The letters in thick type placed in each column over the Trains indicate the particular Head Lamps which that Train is to carry.

Head Lamps.













BELL SIGNALS.

Class of Train.	Head Lamps. (White Lights.)	Description of Trains.	Beats on Bell.	How to be Given.
A.		Express Passenger Train, Express Newspaper Train, Breakdown Van Train going to clear the line, or Light Engine going to assist disabled train, or empty Coaching stock train timed at Express Passenger speed .. Express Diesel Car	4 8	Consecutively. 4 pause 1 pause 3.
B.		Ordinary Passenger train, Mixed train or Breakdown Van train not going to clear the line *Branch Passenger train Auto train	4 4 7	3 pause 1. 1 pause 3. 3 pause 1 pause 3.
C.		Ordinary Passenger or Parcels Diesel Car .. Parcels, Fish, Meat, Fruit, Milk, Horse, Cattle, or Perishable train, composed entirely of Vacuum-fitted Stock, with the vacuum pipe connected to engine ..	5	Consecutively.
D.		Express Freight, Livestock, Perishable, or Ballast train partly vacuum-fitted, with not less than one-third vacuum-braked vehicles connected by vacuum pipe to engine Express Freight or Ballast train complying with the instructions in regard to Freight trains conveying a stipulated number of vacuum-braked vehicles (not less than 4) connected by vacuum pipe to engine (see tables on page 173 of General Appendix) and authorised to run at a maximum speed of 35 m.p.h.	8 7	4 pause 4. 2 pause 2 pause 3.
E.		Empty Coaching Stock train not specially authorised to carry "A" head lamps .. Express Freight, Fish, Meat, Fruit or Cattle train (not conveying Class 1 traffic, or other traffic specially prohibited), or Ballast train, not running under "C" or "D" head lamp conditions, or special train conveying 36-ton Breakdown crane not proceeding to an accident	5	2 pause 2 pause 1. 3 pause 2.
F.		Through fast Freight train not running under "C," "D," or "E" head lamp conditions, conveying Through load	5	1 pause 4.
G.		Light Engine or Light Engines coupled together, or Engine and Brake	5	2 pause 3.
H.		Freight, Mineral or Ballast train or train of empties carrying Through load to destination	8	3 pause 4 pause 1.
J.		Through Freight, Mineral or Ballast train stopping at intermediate stations	5	4 pause 1.
K.		Ordinary Freight, Mineral or Ballast train stopping at local stations Branch Freight §Pilot trip	3 3 6	Consecutively. 1 pause 2. 3 pause 1 pause 2.

* "B" head lamps are subject to alteration in case of through trains working over Branches as shewn in the Service Books.
§ Unless shewn in Service Time Table to carry superior head lamps.

ENGINE HEAD LAMPS AND BELL SIGNALS FOR FORMER L.M.R. TRAINS.

Engines of former L.M.R. trains working between Shrewsbury, Craven Arms, Llandilo and Swansea (Victoria); Llandilo and Carmarthen; Gowerton and Llanmorlais, and Brynamman and Swansea (St. Thomas), will carry white head lamps arranged as under, and all engines, also Passenger and Freight trains running over such sections will be signalled on the Block Telegraph by the bell signals shewn hereunder, or in the train columns of this time table.

Description of Train.	Block Telegraph Bell Signal.	Head Lamp.
1. Express Passenger Train, or Break Down Van Train going to clear the line, or Light Engine going to assist disabled train, or Fire Brigade Train.	4	
2. Ordinary Passenger Train, or Break Down Van Train not going to clear the line.	3-1	
Branch Passenger Train (where authorised)	1-3	
Rail Motor or Electric Train	3-1-2	
3. Parcels, Newspaper, Fish, Meat, Fruit, Milk, Horse or Perishable Train, composed of coaching stock.	1-1-3	
Train conveying special horse or pigeon traffic and composed of coaching stock (where authorised).	3-1-1	
4. Empty Coaching Stock Train	2-2-1	
Fitted Freight, Fish or Cattle Train with the continuous brake in use on NOT less than one-third the vehicles	5	
5. Express freight or cattle train with the continuous brake in use on less than one-third the vehicles but in use on four vehicles connected to the engine indicated by ✕ in the Working Timetable.	2-2-3	
Express freight or cattle train not fitted with the continuous brake or with the continuous brake in use on less than four vehicles.	3-2	
6. Through Freight Train, or Ballast Train conveying workmen and running not less than 15 miles without stopping.	1-4	
7. Light Engine, or Light Engines coupled together ..	2-3	
Engine with one or two brakes	1-3-1	
8. Through Mineral or Empty Wagon Train	4-1	
9. Freight Train stopping at intermediate stations, or Ballast Train running short distance.	3	
Branch Freight Train (where authorised)	1-2	
Ballast Train, Freight Train or Inspection Train requiring to stop in Section.	1-2-2	
10. Shunting Engines working exclusively in Station Yards and Sidings.		Must, whilst in those Sidings, carry one red head lamp and one red tail lamp.

The lamps must be carried in position day and night.

When a train is worked by two engines attached in front of the train the second engine must not carry head lamps.

Down Trains.

PYLE SAND SIDING

DISTANCE FROM				STATIONS.	Ruling gradient 1 in	Time Allowances for Freight Trains. See page 1.						
Paddington (Pass.).			Court Sart Jct.			Allow for Stop.	Allow for Start.	Vacuum Trains.	"D" Head Lamp Trains.	Express Train.	Ordinary.	
Via Glouc'ter & M'eP't Mileage M. C.	Via Bristol Loop. M. C.	Via Badminton. M. C.	M. C.									
1971	64	182	59	172	50	102 F.	2	1	3	4	4	5
1991	21	183	77	173	68	139 F.	1	1	—	—	—	3M
200	54	185	49	175	40	L.	—	—	—	—	—	—
201	22	186	27	176	18	440 R.	1	1	—	—	7	5
202	54	187	49	177	40	103 R.	1	2	7	9	3	4
205	0	189	75	179	66	264 R.	—	—	—	—	—	—
206	31	191	26	181	17	180 R.	2	1	5	6	7	8
206	46	191	41	181	32	180 R.	—	2	1	1	1	2
18	43	—	—	—	0	109 F.	—	—	—	—	—	—
19	13	—	—	—	1	100 R.	2	2	4	—	4	6
1	23	—	—	—	1	100 R.	2	2	2	—	2	4
1	18	—	—	—	1	100 R.	—	—	—	—	—	—
207	26	192	21	182	12	192 F.	—	—	—	—	—	—
208	21	193	16	183	7	122 R.	2	2	2	3	3	4
M—6 minutes when trains have to enter Margam Moors Loop.												
210	21	195	16	185	7	88 R.	—	—	10	10	10	13
210	44	195	39	185	30	88 R.	—	—	—	—	—	14S
1	74	—	—	—	3	120 F.	1	2	2-4†	3-4†	3-4†	4-8†
2	10	—	—	—	4	120 F.	—	—	—	—	—	—
2	78	—	—	—	4	264 F.	2	1	2	3	3	4
5	66	—	—	—	5	120 R.	2	2	10	11	12	17
8	34	—	—	—	7	120 F.	2	2	—	—	6	9
9	33	—	—	—	10	120 F.	—	—	—	—	—	—
10	44	—	—	—	11	120 F.	1	2	6	9	5	8
10	65	—	—	—	12	120 F.	1	2	1	1	2	3
3	1	—	—	—	13	L.	1	1	1	3	2	3
2	37	—	—	—	14	L.	—	—	—	—	—	—
1	71	—	—	—	15	L.	1	1	3	4	5	5
0	40	—	—	—	15	1752 F.	1	1	1	2	1	2
—	—	—	—	—	15	1752 F.	1	1	1	1	2	3
210	77	195	72	185	63	1650 F.	1	1	—	—	—	2T
212	47	197	42	187	33	91-F.	—	—	—	—	—	3
213	58	198	53	188	43	106 F.	2	2	—	—	—	12
214	19	199	14	189	9	L.	1	1	8	9	10	2
214	63	199	58	189	49	109 R.	1	3	2	2	2	2
216	8	201	3	190	74	96 F.	—	—	—	—	—	—
215	14	200	9	190	0	52 R.	—	—	—	—	—	—
215	55	200	50	191	41	52 R.	—	3	—	—	—	5
216	70	201	65	191	56	52 R.	—	—	—	—	—	—
217	61	202	14	191	72	L.	1	1	10	12	12	10
219	45	204	40	194	31	50 F.	1	1	6	7	7	12
221	49	206	44	196	35	50 F.	2	1	—	—	—	6
223	49	208	44	198	35	181 F.	1	1	—	—	—	7
—	—	—	—	—	16*	273 F.	1	1	—	8	8	—
—	—	—	—	—	38	L.	—	—	—	—	—	—
224	65	209	60	199	51	L.	—	—	—	—	—	—
225	19	210	14	200	5	226 R.	1	1	8	2	3	4
225	57	210	52	200	43	L.	—	—	—	—	—	—
229	15	214	10	204	11	370 R.	1	1	—	8	8	12
230	54	215	49	205	40	124 F.	—	—	—	—	—	—
232	28	217	23	207	14	L.	—	—	—	—	—	—
234	32	219	27	209	18	L.	—	—	—	—	—	—
238	50	223	45	213	36	108 R.	1	1	—	—	—	13
244	76	229	71	219	62	429 R.	1	3	—	—	—	10
245	11	230	5	219	77	264 R.	2	—	30	27	32	17
—	—	—	—	—	—	560 F.	—	—	—	—	—	—
245	55	230	50	220	40	L.	—	—	—	—	—	—
245	32	230	27	220	18	462 F.	—	—	—	—	—	—
245	58	230	53	220	44	462 F.	—	—	—	—	—	—
249	61	234	56	224	47	95 R.	1	2	—	—	—	14
253	15	238	10	228	1	181 R.	2	2	—	—	—	10
258	74	243	70	233	60	87 F.	1	2	24	27	30	14
261	14	246	9	235	0	352 R.	—	—	—	—	—	—
264	22	249	17	239	8	101 R.	1	1	10	11	12	14
270	71	255	66	245	57	82 F.	—	—	—	—	—	—
271	10	256	15	246	6	100 F.	1	1	11	13	15	20
288	18	273	13	263	4	50 F.	—	—	—	—	—	—
276	10	261	5	250	76	99 F.	2	2	—	10	10	12
280	40	265	35	255	26	75 R.	—	—	—	—	—	—
280	67	265	62	255	53	75 R.	1	1	—	12	12	15
285	26	270	21	260	13	75 F.	—	—	—	12	15	15

†—Distance Skewen East Junction to Lonlas Junction is 1m. 8c.

§—Trains running into Carmarthen Passenger Station and out again via the Loop travel 71 Chains more than the distances marked against the Stations beyond. *—Junction with Main Line. N—Trains running into Swansea (High Street) Passenger Station and out again via Swansea Loop West travel 2 miles 17 chains more than the distance marked against the Stations beyond. S—Neath West Goods Line to Skewen East Junction. T—When entering Down Goods Running Loop at Skewen East Junction. †—Time allowances from Jersey Marine Jct. North.

AND NEYLAND.

Week Days.

STATIONS.	H		J		K		H		E		J	
	5.0 p.m. Cardiff Freight.		Return 7.45 p.m. Neyland Freight.		10.0 p.m. Swansea (High St.) Freight.		9.50 p.m. Swansea (E. D.) Freight.		9.45 p.m. Cardiff Freight.		9.30 p.m. Duffryn Yard Freight.	
	MX		MX		MX		MX		MX		MX	
	arr.	dep.	arr.	dep.	arr.	dep.	arr.	dep.	arr.	dep.	arr.	dep.
	p.m.	a.m.	a.m.	a.m.	p.m.	a.m.	a.m.	a.m.	p.m.	a.m.	a.m.	a.m.
Paddington
Cardiff (General)
Pyle Sand Siding ←
Margam Moors
Margam
Margam Sidings
PORT TALBOT (Gen.)
Baglan Loop	11.56C	T12 7
Briton Ferry
Court Sart Junction	12 17
Neath Jct. (R. & S.B.)
Dynevor Junction	12 21
Jersey Marine Jct. N.	12 23
Llandarcy Halt
Neath Engine Shed.
NEATH (General)
Skewen
Skewen East Junction
Lonlas Junction	12 27
FELIN FRAN	12 30
Felin Fran West
Llangyfelach
Pont-Lliw
Grovesend Colliery
Grovesend Coll. Lp. Jt.
Morlais Junction	12 55	12 33
LLANGENNECH
Llangennech Siding
Bynea
Genwen Junction
Skewen West
Llansamlet
Swansea Valley Jct.
Landore Steel Works
Landore
SWANSEA (High St.)
Swansea Loop West
Cwmbwrla Siding
Cockett
Stop Board
Gowerton
Loughor
Llandilo Junction East ..	11 32	12 5	1 6	1 35	12 47	1 45
Llanelly Dock
St. David's Dock Crg. ..	a.m.
LLANELLY	12 10	11.30	12 20	12 7	12 45	1 39
Old Castle Crossing.	a.m.
Pembrey	12 33
Lando Platform
Kidwelly Flats Halt
Kidwelly
Ferryside
Carmarthen Junction ..	1 50	W1 15	12 27	1 5	1 23	W1 32	1 40	2 10	2 21	2 44	3 40
Myrtle Hill Junction
CARMARTHEN
Carmarthen Bridge
Llanstephan Crossing
Sarnau
St. Clears
WHITLAND	2 1	2 15	1 46	2 14	2 52	3 2	4 20	4 40
Cardigan Junction
Clynderwen
Clarbeston Road	2 52	3 0	2 21	W2 28	3 39	3 18	5 17	5 30
Clarbeston Junction
FISHGUARD HBR.
HAVERFORDWEST	3 15	3 30	2 41	4 30	4 45	5 45	6 0
Hook Colliery Siding
Johnston (Pem.)	3 48	4 0	2 57	3 12	5 3X	5 36	6 18	6 55
NEYLAND ..	4 17	3 28	5 52	7 12

AND NEYLAND.

Week Days.

STATIONS	J		H		H		C	C		H		G	
	12.35 a.m. Skewen to Aberdare Freight.		8.15 p.m. Rogerstone Freight.		8.15 p.m. Severn Tunnel Jct. Freight.		6.55 p.m. Swindon Parcels.	6.20 p.m. Yeovil Fish Empties.		9.45 p.m. Severn Tunnel Jct. to Swansea (Eastern Depot) Freight.		Light Engine.	
	MX		MX		MX		MO	MX		MX		MX	
	arr.	dep.	arr.	dep.	arr.	dep.	dep.	arr.	dep.	arr.	dep.	arr.	dep.
Paddington	a.m.	a.m.	a.m.	a.m.	a.m.	a.m.	p.m.	p.m.	p.m.	a.m.	a.m.	a.m.	a.m.
Cardiff (General)	9 36(pm)	9 54(pm)	11 50	11 45	11 55	10 52(pm)
Pyle Sand Siding ←	12	17 a.m.	13 29	13 38	a.m.	1 2	1 17 a.m.
Margam Moors
Margam
Margam Sidings	12 26	12 37
PORT TALBOT (Gen.)	12 42 C	1 24 7	12 45	1 12	1 29
Baglan Loop
Briton Ferry	1 21	1 40	1 39	2 25
Court Sart Junction	1 42	2 28
Neath Jct. (R. & S.B.)
Dynevor Junction	1 45
Jersey Marine Jct. N.	1 48	2 34
Llandarcy Halt
Neath Engine Shed	Swansea (Eastern Depot) arrive 3.15 a.m.	
NEATH (General)	12 52	1 20	1 5	1 25	12 55
Skewen
Skewen East Jct.
Lonlas Junction	1 51
FELIN FRAN	1 54	2 4
Felin Fran West
Llangyfelach
Pont-Lliw
Grovesend Colliery
Grovesend Coll. Lp. Jt.
Morlais Junction	2 21
LLANGENNECH
Llangennech Siding
Bynea
Genwen Junction
Skewen West	1 43	2 20
Llansamlet
Swansea Valley Jct.	2 38	2 55
Landore Steel Works	3 0
Landore	1 10	2 45
SWANSEA (High St.)
Swansea Loop West
Cwmbwrla Siding
Cockett	1 20	2 52
Stop Board
Gowerton
Loughor
Llandilo Junction East	2 30
Llanelly Dock
St. David's Dock Crg.
LLANELLY	1 35	2 33 C	D 2 38	3 10
Old Castle Crossing
Pembrey
Lando Platform
Kidwelly Flats Halt
Kidwelly
Ferryside
Carmarthen Junction
Myrtle Hill Junction	2 0	3 10
CARMARTHEN	2 2
Carmarthen Bridge	3 12
Llanstephan Crossing
Sarnau
St. Clears
WHITLAND	3 37	3 42
Cardigan Junction
Clynderwen
Clarbeston Road	4 4
Clarbeston Junction
FISHGUARD HBR.
HAVERFORDWEST	4 14	4 19
Hook Colliery Siding
Johnston (Pem.)	4 29	4 39
NEYLAND	4 50

AND NEYLAND.

Week Days.

STATIONS.	C		D		F		A		K	F	B	K	
	Parcels.		1.25 a.m. Cardiff Freight.		7.50 p.m. Gloucester Freight.		Mail and Passenger.		Aberdare Freight	2.20 p.m. Banbury O.I.C. Freight	Cardigan Mixed Pass.	Freight.	
	MX	MX	MX	MX	MX	MX	MO	MX	MO	MX	MO	MX	MO
	arr.	dep.	arr.	dep.	arr.	dep.	arr.	dep.	dep.	dep.	dep.	arr.	dep.
Paddington	a.m.	p.m.	a.m.	a.m.	a.m.	a.m.	a.m.	p.m.	a.m.	p.m.	a.m.	a.m.	a.m.
Cardiff (General) ..	1 2	1 37	1 28½	1 28½	12 48*	12 51	2 24	2 44am	..	11 35
Pyle Sand Siding ←	2	3 7a.m.	2 50	3 7	3 30	3 30	3 44 (a.m.)
Margam Moors	—	—	—	—	—	—	—	—	—	—	—	—	—
Margam	—	—	—	—	—	—	—	—	—	—	—	—	—
Margam Sidings	—	—	—	—	3 15	3 15	—	—	—	—	—	—	—
PORT TALBOT (Gen.)	2 45	2 55	3 0	3 15	3 20C	3 25	3 36	3 40	..	3 58
Baglan Loop	—	—	—	—	—	—	—	—	—	—	—	—	—
Briton Ferry	—	—	—	—	—	—	—	—	—	—	—	—	—
Court Sart Junction ..	—	—	—	—	3 37	3 37	—	—	—	—	—	—	—
Neath Jct. (R. & S.B.)
Dynevor Junction
Jersey Marine Jct. N.
Llandarcy Halt
Neath Engine Shed ..	—	—	—	—	—	—	—	—	—	—	—	—	—
NEATH (General) ..	3 5	3 15	3 27	4 5	3 43	4 25	3 48	3 52	3 55
Skewen	—	—	—	—	—	—	—	—	—	—	—	—	—
Skewen East Jct.	—	—	—	—	4 41	4 41	—	—	—	Y
Lonlas Junction
FELIN FRAN
Felin Fran West
Llangyfelach
Pont-Lliw
Grovesend Colliery
Grovesend Coll. Lp. Jt.
Morlais Junction
LLANGENNECH
Llangennech Siding
Bynea
Genwen Junction
Skewen West.	—	—	—	—	—	—	—	—	—	—	—	—	—
Llansarlet	—	—	—	—	—	—	—	—	—	—	—	—	—
Swansea Valley Jct. ..	—	—	4 27	4 42	5 0	5 20	—	—	—	—	—	—	—
Landore Steel Works ..	—	—	—	—	—	—	—	—	—	—	—	—	—
Landore	3 26	4 58	—	—	5 26	—	4 8	—	—	—	—	—	—
SWANSEA (High St.)	3 31	4 0	5 5	—	4 7	4 13
Swansea Loop West ..	4	4
Cwmbrwrla Siding ..	—	—	—	—	—	—	4 17	—
Cockett	4 8B	4 11	4 22B	4 25
Stop Board	—	—	—	—	5 42	5 47	—	—
Gowerton	—	—	—	—	6 2	6 40	—	—
Loughor	—	—	—	—	6 55	—	—	—
Llandilo Junction East	—	—	—	—	—	—	—	—	—	5 20
Llanelly Dock
St. David's Dock Crg.	—	—	—	—	—	—	—	—
LLANELLY	4 25	5 0	4 35	4 41
Old Castle Crossing ..	—	—	—	—	—	—	—	—
Pembrey	—	—	—	—	—	—	—	—
Lando Platform	—	—	—	—	—	—	—	—
Kidwelly Flats Halt ..	—	—	—	—	—	—	—	—
Kidwelly	—	—	—	—	—	—	—	—
Ferryside	—	—	—	—	—	—	—	—
Carmarthen Junction ..	—	—	—	—	—	—	—	—
Myrtle Hill Junction ..	5 25	—	—	—	—	—	5 3	—
CARMARTHEN ..	5 27	5 55	5 5	5 17
Carmarthen Bridge ..	5 57	—	—	—	—	—	5 19	—
Llanstephan Crossing ..	—	—	—	—	—	—	—	—
Sarnau	—	—	—	—	—	—	—	—
St. Clears	6 10	6 28	5 30	5 31
WHITLAND	6 37	6 52	5 40	5 48
Cardigan Junction	—	—	—	—	—	—	—	—
Clynderwen	7 1	7 4	5 57	5 59
Clarbeston Road	7 13	7 23	6 8	6 11
Clarbeston Junction ..	—	—	—	—	—	—	—	—
FISHGUARD HBR.
HAVERFORDWEST	7 31	7 45	6 19	6 24
Hook Colliery Siding ..	—	—	—	—	—	—	—	—
Johnston (Pem.)	7 55	8 5	6 34	6 38
NEYLAND	8 15	—	6 47	—	6 45

Down Trains.

PLYLE SAND SIDING

STATIONS.	B		B		C		C		K		H	K
	7.35 a.m. Fishguard Harbour Auto.		Milford Haven Passenger.		Parcels.		12.25 a.m. Bristol (T.M.) Freight.		Freight.		4.35 a.m. Copper Works Jct. to Aber- dare Freight MO	2.0 a.m. Tre- herbert Jct. to Ten'nt Freight MX
	arr.	dep.	arr.	dep.	arr.	dep.	arr.	dep.	arr.	dep.	dep.	dep.
Paddington	a.m.	a.m.	a.m.	a.m.	a.m.	a.m.	a.m.	a.m.	a.m.	a.m.	a.m.	a.m.
Cardiff (General)	—	3 0	2 36½
Pyle Sand Siding ←	3 54	..	4 10
Margam Moors
Margam
Margam Sidings
PORT TALBOT (Gen.)	4 2	4 17	4 17	4 49
Baglan Loop
Briton Ferry	4 50	4 55	4 57
Court Sart Junction
Neath Jct. (R. & S.B.)	5 1
Dynevor Junction
Jersey Marine Jct. N.
Llandarcy Halt
Neath Engine Shed
NEATH (General)	4 27	4 42	4 27	4 42	4 4	..
Skewen
Skewen East Jct.	4 54
Llanas Junction
FELIN FRAN
Felin Fran West
Llangyfelach
Pont-Lliw
Grovesend Colliery
Grovesend Coll. Lp. Jt.
Morlais Junction
LLANGENNECH	5 16
Llangennech Siding
Bynea
Genwen Junction
Skewen West
Llansemlet
Swansea Valley Jct.
Landore Steel Works
Landore	4 57	5 7
SWANSEA (High St.)
Swansea Loop West
Cwmhwrla Siding
Cockett	5 14B	5 17
Stop Board
Gowerton
Loughor
Llandilo Junction East	5 22	5 37
Llanelly Dock
St. David's Dock Crg.
LLANELLY	5 30	5 45
Old Castle Crossing
Pembrey
Lando Platform
Kidwelly Flats Halt
Kidwelly
Ferryside
Carmarthen Junction	6 12	6 15
Myrtle Hill Junction	6 13
GARMARTHEN	6 15	6 37
Carmarthen Bridge	6 39
Llanstephan Crossing
Sarnau	6 33	Y 6 41
St. Clears	6 54	7 4	6 55	10 30
WHITLAND	7 14	7 32
Cardigan Junction
Clynderwen	7 42	7 47
Clarboston Road	8 13	8 18	7 57	8 2
Clarboston Junction
FISHGUARD HBR.
HAVERFORDWEST	8 26	8 27	8 12	● 8 33
Hook Colliery Siding
Johnston (Fern.)	8 37	8 38	..	8 40	8 43	X 9 12
NEYLAND	8 47	9 22

Y
Mondays
only,
Sarnau
depart
6.55 a.m.
St. Clears
arrive
7.9 a.m.

AND NEYLAND.

Week Days.

STATIONS.	C		H		C		B	A		K		C	
	1.20 a.m. Severn Tunnel Junction Freight.		2.5 a.m. Severn Tunnel Junction Freight.		Worcester Fruit. RR MX		Diesel.	Newspapers and Parcels.		Aberystwyth Freight.		1.15 a.m. Swindon Parcels.	
	MO	MO	MO	MO	MO	MO	MO	MO	MO	MO	MO	MO	MO
	arr.	dep.	arr.	dep.	arr.	dep.	dep.	arr.	dep.	arr.	dep.	arr.	dep.
Paddington	a.m.	a.m.	a.m.	a.m.	a.m.	a.m.	a.m.	a.m.	a.m.	a.m.	a.m.	a.m.	a.m.
Cardiff (General)	3 13	13	3 3	3	2 51	3 45	..	3 59	12 45 4 9	3 11	4 15
Pyle Sand Siding <-	4 26	..	4 31	..	4 46	5 0	5 10	..
Margam Moors
Margam
Margam Sidings	4 39
PORT TALBOT (Gen.)	4 33	4 50	4 44	T4Z50	4 52	4 57	..	5 8	5 11	5 18	5 23
Baglan Loop
Briton Ferry	5Z 2	5 40	5 3½	5 7	..	5 18	5 19	5 29	D5 35
Court Sart Junction	5 43
Neath Jct. (R. & S.B.)
Dynevor Junction	5 49	5 39	..
Jersey Marine Jct. N.	5 53	5 41	..
Llandarcy Halt
Neath Engine Shed
NEATH (General)	5 2	5 35	5 12	5 19	..	5 24	5 28
Skewen
Skewen East Jct.	5 47
Lonlas Junction	6 1	5 43	..
FELIN FRAN	6 7	5 46	..
Felin Fran West
Llangyfelach
Pont-Lliw	Z—Ten minutes later on Mondays.
Grovesend Colliery
Grovesend Coll. Lp. Jt.
Morlais Junction	6 1	..
LLANGENNEGH
Llangennech Siding
Bynea
Genwen Junction
Skewen West
Llansamlet
Swansea Valley Jct.	Y—
Landore Steel Works ..	5 56	6 35
Landore	6 39	5 35	..	5 45
SWANSEA (High St.)	5 40	..	5 55	5 50	6 6
Swansea Loop West	5 58	6 10
Cwmbwria Siding
Cockett	6 2½	6 15
Stop Board	6 50	P 6 52
Gowerton	6 59	6 7
Loughor	6 11½
Llandilo Junction East	7 8	7 35	6 9	..
Llanelly Dock
St. David's Dock Crg.
LLANELLY	6 18½	6 28	6 34	6 12	6 45
Old Castle Crossing
Pembrey	6 24½	6 41	6 43
Lando Platform	Z—
Kidwelly Flats Halt
Kidwelly
Ferryside
Carmarthen Junction ..	8 10	7 3	..	7 10	..	7 15	7 30
Myrtle Hill Junction
GARMARTHEN	Continuation of 8.50 a.m.	7 5	..	7 13
Carmarthen Bridge	7 32	..
Llanstephan Crossing
Sarnau
St. Clears
WHITLAND	7 55	..
Cardigan Junction
Clyderwen
Clarbeston Road
Clarbeston Junction
FISHGUARD HBR.
HAVERFORDWEST
Hook Colliery Siding
Johnston (Pem.)
NEYLAND

Conveys passengers between Swansea (H.S.) and Carmarthen daily, and between Paddington and Carmarthen on Mondays, Tuesdays and Saturdays (not advertised).

Y—

Z—

Y—Seven minutes recovery Neath (G.) to Swansea (H.S.).

Z—Calls at Kidwelly Flats Halt to set down on Mondays.

Down Trains.

PYLE SAND SIDING

STATIONS.	C		D		B		H		H		B	B	
	10.0 p.m. Bordesley Junction Freight. MX		Empty Auto		Passenger.		4.25 a.m. Ebbw Junction Freight. MX		3.0 a.m. Severn Tunnel Jct. Freight. MO		9.0 a.m. Neyland Auto.	7.5 a.m. Aberdare (H.L.) Passenger.	
	arr.	dep.	arr.	dep.	arr.	dep.	arr.	dep.	arr.	dep.	dep.	arr.	dep.
Paddington	a.m.	a.m.	a.m.	a.m.	a.m.	a.m.	a.m.	a.m.	a.m.	a.m.	a.m.	a.m.	a.m.
Cardiff (General)	4 54	5 05	4 16
Pyle Sand Siding ←	6 55	..	7 19
Margam Moors	7 40
Margam	7 3	7 50	7 28	7 50
Margam Sidings	7 55	..	7 50	8 10
PORT TALBOT (Gen.)	N.O.R. Llandarcy (No. 1 Siding) depart		7 47	7 50	7 50	8 10
Baglan Loop	depart		7 56½	7 57½	8 3	8 5	8 22	8 50
Briton Ferry	7 45 a.m.		7 58½	8 53
Court Sart Junction	Llandarcy East Cross-over arrive		8 0½	8 59
Neath Jct. (R. & S.B.)	depart		8 2½	..	8 15
Dynevor Junction	7 50 a.m.	
Jersey Marine Jct. N.	7 52 a.m.	
Llandarcy Halt	depart	
Neath Engine Shed	7 52 a.m.	
NEATH (General)	8 17	8 35	7 58	8 10
Skewen	8 15	8 17
Skewen East Jct. ..	7 47
Lonlas Junction	7 49	7 55	7 57	..	8 9	8 6	8 27
FELIN FRAN	7 51	7 57	8 9	8 10	8 33	10 5
Felin Fran West	8 11
Llangyfelach
Pont-Lliw
Grovesend Colliery
Grovesend Coll. Lp. Jt.
Morlais Junction	8 8	10 43
LLANGENNECH
Llangennech Siding
Bynea	L
Genwen Junction
Swansea Loop West
Cwmbrwrla Siding
Cockett
Stop Board
Gowerton
Loughor
Llandilo Junction East ..	8 15	8 40	10 57
Llanelly Dock
St. David's Dock Crg.
LLANELLY	8 45
Old Castle Crossing
Pembrey
Lando Platform
Kidwelly Flats Halt
Kidwelly
Ferryside
Carmarthen Junction
Myrtle Hill Junction
CARMARTHEN
Carmarthen Bridge
Llanstephan Crossing
Sarnau
St. Clears
WHITLAND
Cardigan Junction
Clynderwen
Clarboston Road	9 50	10 25	10 45
Clarboston Junction	9 51
FISHGUARD HBR.	arr.	dep.	10 26	1 52	p.m.
HAVERFORDWEST	a.m.	a.m.
Hook Colliery Siding
Johnston (Pem.)	10 4	10 15
NEYLAND

§—Arrive 8.2 a.m. when run in alternative times shown on page 9, No. 11 Service Book.

Down Trains.

PYLE SAND SIDING

STATIONS.	A		B	K	B	B	H		J		B	
	Passenger.		Auto.	New-castle Emlyn Freight	Pembroke Dock Pass.	Cardigan Mixed Pass.	Return 7.5 a.m. Llandilo Junction to Pontardulais Freight. First Trip.		Freight.		6.20 a.m. Cardiff (Queen St.) Passenger.	
	arr.	dep.	dep.	dep.	dep.	dep.	arr.	dep.	arr.	dep.	arr	dep.
	a.m.	a.m.	a.m.	a.m.	a.m.	a.m.	a.m.	a.m.	a.m.	a.m.	a.m.	a.m.
Paddington	—	—	—	—	—	—	—	—	—	—	—	—
Cardiff (General)	—	7 35	—	—	—	—	—	—	—	—	—	—
Pyle Sand Siding ←	8 24	—	—	—	—	—	—	—	—	—	—	—
Margam Moors	—	—	—	—	—	—	—	—	—	—	—	—
Margam	—	—	—	—	—	—	—	—	—	—	—	—
Margam Sidings	—	—	—	—	—	—	—	—	—	—	—	—
PORT TALBOT (Gen.)	8 30	8 33	—	—	—	—	—	—	—	—	—	—
Baglan Loop	—	—	—	—	—	—	—	—	—	—	—	—
Briton Ferry	—	—	—	—	—	—	—	—	—	7 30	8 52½	8 53½
Court Sart Junction	—	—	—	—	—	—	—	—	—	7 33	—	—
Neath Jct. (R. & S.B.)	—	—	—	—	—	—	—	—	—	—	—	—
Dynevor Junction	—	—	—	—	—	—	—	—	—	7 39	—	—
Jersey Marine Jct. N.	—	—	—	—	—	—	—	—	—	7 43	—	—
Llandarcy Halt	—	—	—	—	—	—	—	—	—	7 45	7 55	—
Neath Engine Shed	8 42	8 45	—	—	—	—	—	—	—	—	—	—
NEATH (General)	—	—	—	—	—	—	—	—	—	—	8 58	—
Skewen	—	—	—	—	—	—	—	—	—	—	—	—
Skewen East Jct.	—	—	—	—	—	—	—	—	—	—	—	—
Lonlas Junction	—	—	—	—	—	—	—	—	—	7 59	—	—
FELIN FRAN	—	—	—	—	—	—	—	—	—	8 5	8 45	—
Felin Fran West	—	—	—	—	—	—	—	—	—	9 5*	9 28	—
Llangyfelach	—	—	—	—	—	—	—	—	—	—	—	—
Pont-Lliw	—	—	—	—	—	—	—	—	—	—	—	—
Grovesend Colliery	—	—	—	—	—	—	—	—	—	—	—	—
Grovesend Coll. Lp. Jt.	—	—	—	—	—	—	—	—	—	—	—	—
Morlais Junction	—	—	—	—	—	—	—	9 34	—	9 49	—	—
LLANGENNECH	—	—	—	—	—	—	—	—	—	—	—	—
Llangennech Siding	—	—	—	—	—	—	—	—	—	—	—	—
Bynea	—	—	—	—	—	—	—	9 45	10 9	—	—	—
Genwen Junction	—	—	—	—	—	—	—	—	—	—	—	—
Skewen West	—	—	—	—	—	—	—	—	—	—	—	—
Llansamlet	—	—	—	—	—	—	—	—	—	—	—	—
Swansea Valley Jct.	—	—	—	—	—	—	—	—	—	—	—	—
Landore Steel Works	—	—	—	—	—	—	—	—	—	—	—	—
Landore	—	8 57	—	—	—	—	—	—	—	—	—	—
SWANSEA (High St.)	9 1	9 8	—	—	—	—	—	—	—	—	—	—
Swansea Loop West	—	9 12	—	—	—	—	—	—	—	—	—	—
Cwmbwrla Siding	—	—	—	—	—	—	—	—	—	—	—	—
Cockett	—	9 17	—	—	—	—	—	—	—	—	—	—
Stop Board	—	—	—	—	—	—	—	—	—	—	—	—
Gowerton	—	—	—	—	—	—	—	—	—	—	—	—
Loughor	—	—	—	—	—	—	—	—	—	—	—	—
Llandilo Junction East	—	—	—	—	—	—	—	10 17	10 35	10 2	●1035	—
Llanelly Dock	—	—	—	—	—	—	—	—	—	—	—	—
St. David's Dock Crg.	—	—	—	—	—	—	—	—	—	—	—	—
LLANELLY	9 27	9 31	—	—	—	—	—	10 40	10 55	—	10 40	—
Old Castle Crossing	—	—	—	—	—	—	—	—	—	—	—	—
Pembrey	—	Z	—	—	—	—	—	—	—	1053CR	●115	—
Lando Platform	—	—	—	—	—	—	—	—	—	—	—	—
Kidwelly Flats Halt	—	—	—	—	—	—	—	—	—	—	—	—
Kidwelly	—	—	—	—	—	—	—	—	—	—	—	—
Ferryside	—	—	—	—	—	—	—	—	—	—	—	—
Carmarthen Junction	—	—	—	—	—	—	—	—	—	—	—	—
Myrtle Hill Junction	—	9 56	—	—	—	—	—	—	—	—	—	—
CARMARTHEN	9 58	10 5	—	—	—	—	—	—	—	—	—	—
Carmarthen Bridge	—	10 7	—	—	—	—	—	—	—	—	—	—
Llanstephan Crossing	—	—	—	—	—	—	—	—	—	—	—	—
Sarnau	—	10 16	—	—	—	—	—	—	—	—	—	—
St. Clears	—	10 24	—	—	—	—	—	—	—	—	—	—
WHITLAND	10 33	10 39	—	—	—	—	—	—	—	—	—	—
Cardigan Junction	—	—	—	—	—	—	—	—	—	—	—	—
Clynderwen	—	10 50	—	—	—	—	—	—	—	—	—	—
Clarbeston Road	11 0	11 2	—	—	—	—	—	—	—	—	—	—
Clarbeston Junction	—	—	—	—	—	—	—	—	—	—	—	—
FISHGUARD HBR	—	—	—	—	—	—	—	—	—	—	—	—
Haverfordwest	11 10	11 13	—	—	—	—	—	—	—	—	—	—
Hook Colliery Siding	—	—	—	—	—	—	—	—	—	—	—	—
Johnston (Pem.)	11 23	11 27	—	—	—	—	—	—	—	—	—	—
NEYLAND	11 36	—	—	—	—	—	—	—	—	—	—	—

Z—Calls at Pembrey on Wednesdays only to pick up passengers.

Pembroke Dock arr. 12.3 p.m.
Cardigan arr. 1.6½ p.m.

Milford Haven Pass.

dep.
a.m.

AND NEYLAND.

Week Days.

STATIONS.	J		H		K	B		K	J		K	
	7.45 a.m. Carmarthen Jct. to Aberdare Freight.		7.30 a.m. Severn Tunnel Junction Freight.		Lampeter Freight RR	6.35 a.m. Taunton Passenger.		Carmarthen Goods. Freight	8.10 a.m. Gadlys Junction Freight.		Return 11.35 a.m. Llandilo Junction Freight.	
	arr.	dep.	arr.	dep.	dep.	arr.	dep.	dep.	arr.	dep.	arr.	dep.
Paddington	a.m.	a.m.	a.m.	a.m.	p.m.	a.m.	a.m.	p.m.	a.m.	a.m.	p.m.	p.m.
Cardiff (General)	8 29*	8 53	..	9 46	9 55
Pyle Sand Siding <<	10 33	10 47
Margam Moors
Margam
Margam Sidings
PORT TALBOT (Gen.)	10 46C	11 0 51	..	10 53	10 56
Baglan Loop
Briton Ferry
Court Sarr Junction	11 3
Neath Jct. (R. & S.B.) ..	10 43	10 48	11 15	11 20
Dynevor Junction ..	10 50	..	11 9	11 25
Jersey Marine Jct. N.	11 13	11 29
Llandarcy Halt	11 22	11 50	11 33	11 46
Neath Engine Shed
NEATH (General)	11 6	11 8
Skewen
Skewen East Jct.
Lonlas Junction	11 50
FELIN FRAN	11 59	11 56	12 35
Felin Fran West
Llangyfelach
Pont-Lliw
Grovesend Colliery
Grovesend Coll. Lp. Jt.
Morlais Junction	12 37	1 25	..
LLANGENNECH
Llangennech Siding
Bynea
Genwen Junction
Skewen West
Llansamlet
Swansea Valley Jct.
Landore Steel Works
Landore	11 21
SWANSEA (High St.)	11 25	11 45
Swansea Loop West	11 49
Cwmwrla Siding
Cockett	11 55
Stop Board
Gowerton	12 0
Loughor	12 5
Llandilo Junction East	12 51	1 27	2 15	1 39	..
Llanelly Dock	Thence to Lando as Control Train No. 28.
St. David's Dock Crg.
LLANELLY	12 11	12 15
Old Castle Crossing
Pembrey	12 23	..	2 33	*3 12
Lando Platform
Kidwelly Flats Halt	12 30	12 31
Kidwelly	12 35
Ferryside	12 43
Carmarthen Junction	12 30	1 5	3 55
Myrtle Hill Junction	12 52
CARMARTHEN	12 33	12 54	1 0	1 8
Carmarthen Bridge	1 2
Llanstephan Crossing
Sarnau	1 11
St. Clears	1 18	1 19
St. Clears	1 28	1 32
WHITLAND
Cardigan Junction	1 42
Clynderwen	1 52
Clarboston Road
Clarboston Junction
FISHGUARD HBR.
HAVERFORDWEST	2 1
Hook Colliery Siding
Johnston (Pem.)	2 11	2 13
NEYLAND	2 22

To be kept clear of 11.45 a.m. (SO) Workmen's Auto, N.O.R. Llandarcy to Swansea (High St.) and 1.45 p.m. (SO) Swansea (High St.) to Carmarthen

Down Trains.

PLYE SAND SIDING

STATIONS.	G	B	A		A'		B		B		
	En- gine and Van.	11.10 a.m. Ponty- pridd Pass.	9.10 a.m. Birmingham to Pembroke Dock Passenger. SO		Pembroke Dock Passenger.		Passenger.		Auto.		
	dep.	dep.	arr.	dep.	arr.	dep.	arr.	dep.	dep.		
Paddington	p.m.	p.m.	a.m.	p.m.	p.m.	a.m.	p.m.	p.m.	p.m.		
Cardiff (General)	11 52	12 0	12 0	12 9		
Pyle Sand Siding ←	12 45	—	12 53p.m.	—		
Margam Moors	—	—	—	—		
Margam	—	—	—	—		
Margam Sidings	—	—	—	—		
PORT TALBOT (Gen.)	p.m.	—	—	—		
Baglan Loop	12 51	12 53	12 59	1 3		
Briton Ferry	—	—	—	—		
Court Sart Junction	12 57½	1 0	—	—	—		
Neath Jct. (R. & S.B.)	1 2	—	—	—		
Dynevor Junction	—	1 5	—	—		
Jersey Marine Jct. N.	—	1 6	—	—		
Llandarcy Halt	—	—	—	—		
Neath Engine Shed	—	—	—	—	—		
NEATH (General)	1 2	—	—	1 11	1 14		
Skewen		
Skewen East Jct.		
Lonlas Junction	1 9	—	—	—		
FELIN FRAN	1 11	—	—	—		
Felin Fran West	—	—	—	—		
Llangyfelach	—	—	—	—		
Pont-Lliw	—	—	—	—		
Grovesend Colliery	—	—	—	—		
Grovesend Coll. Lp. Jt.	—	—	—	—		
Morlais Junction	—	1 28	—	—		
LLANGENNEGH		
Llangennech Siding		
Bynea		
Genwen Junction		
Skewen West		
Llansamlet		
Swansea Valley Jct.		
Landore Steel Works		
Landore	1 25		
SWANSEA (High St.)	1 29	1 35		
Swansea Loop West	1 39		
Cwmbwrla Siding	—		
Cockett	1 44		
Stop Board	—		
Gowerton	—		
Loughor	—		
Llandilo Junction East	1 38	—	—	—		
Llanelli Dock		
St. David's Dock Crg.		
LLANELLY	1 39	1 44	1 54	1 57		
Old Castle Crossing		
Pembrey		
Lando Platform		
Kidwelly Flats Halt		
Kidwelly		
Ferryside		
Carmarthen Junction	2 15		
Myrtle Hill Junction	—	2 10	2 21		
CARMARTHEN	2 18	2 12	2 18	2 23	2 29	..		
Carmarthen Bridge	2 20	—	2 31		
Llanstephan Crossing	—	—	—		
Sarnau	—	—	—		
St. Clears	—	—	2 42	2 43	..		
WHITLAND	2 38	2 41	2 52	3 0	—	3 5	..		
Cardigan Junction		
Clynderwen		
Clarbeston Road	Pembroke Dock arrive	Pembroke Dock arrive	3 24	3 15 3 26	3 35 3 36		
Clarbeston Junction	3.52 p.m.	4.13 p.m.		
FISHGUARD HBR.	4 11		
HAVERFORDWEST	3 34	3 36	..		
Hook Colliery Siding		
Johnston (Pem.)	3 46	3 49	..		
NEYLAND	3 58	—	..		

Down Trains.

PYLE SAND SIDING

STATIONS.	H		B		A		B		B		B	B	B
	10.0 a.m. Severn Tunnel Junction Freight.		Milford Haven. Passenger.		9.55 a.m. Paddington to Pembroke Dock Passenger. SUSPENDED		Passenger. SX		Passenger. SO		1.35 p.m. Porth-cawl Diesel. SO	Diesel. SX	Cardigan Mixed Pass. p.m.
	arr.	dep.	arr.	dep.	arr.	dep.	arr.	dep.	arr.	dep.	dep.	dep.	dep.
Paddington	p.m.	p.m.	p.m.	p.m.	a.m.	a.m.	p.m.	p.m.	p.m.	p.m.	p.m.	p.m.	p.m.
Cardiff (General) ..	11	19(am)	12 58	1 6
Pyle Sand Siding ←	1 34	1 45	1 50
Margam Moors
Margam
Margam Sidings ..	1 42
PORT TALBOT (Gen.)	1 47C	T 2 2	1 50	1 57
Baglan Loop
Briton Ferry	2 13
Court Sart Junction
Neath Jct. (R. & S.B.)
Dynevor Junction
Jersey Marine Jct. N.
Llandarcy Halt
Neath Engine Shed
NEATH (General)	2 18	1 57	2 6
Skewen
Skewen East Jct.	2 32
Llanlas Junction
FELIN FRAN
Felin Fran West
Llangyfelach
Pont-Lliw	Via Pyle West Loop.
Grovesend Colliery
Grovesend Coll. Lp. Jt.
Morlais Junction
LLANGENNECH
Llangennech Siding
Bynea
Genwen Junction
Swansea West	2 34	3 15
Llansamlet
Swansea Valley Jct. ..	3 26
Landore Steel Works ..	3 30
Landore	2 7	2 16
SWANSEA (High St.) ..	RR to Swansea (High St.).	2 11	2 17	2 20	2 25
Swansea Loop West	2 21	2 28
Cwmbrwria Siding	See Local Train No. 16a for continuation.	2 26	2 32½
Cockett	2 37
Stop Board	2 41½
Gowerton
Loughor
Llandilo Junction East
Llanelli Dock
St. David's Dock Crg. LLANELLY	2 36	2 48½
Old Castle Crossing	2 55
Pembrey
Lando Platform	3 2
Kidwelly Flats Halt	3 6½
Kidwelly	3 13
Ferryside
Carmarthen Junction	3 0	..	SUSPENDED	SUSPENDED	3 21
Myrtle Hill Junction
CARMARTHEN	3 2	3 8	..	3 20	..	3 20	..	3 22½	..
Carmarthen Bridge	3 10	..	3 22	..	3 22
Llanstephan Crossing
Sarnau	3 35	3 36	3 35	3 36
St. Clears	3 45	3 47	3 45	3 47
WHITLAND	3 26	3 31
Cardigan Junction
Clynderwen	3 58	..	3 58
Clarbeston Road	4 7	4 9	4 7	4 9
Clarbeston Junction	Cardigan arr. 5.36 p.m.
FISHGUARD HBR.
HAVERFORDWEST	4 17	4 19	4 17	4 19
Hook Colliery Siding	4 29	X4 42	4 29	X4 31
Johnston (Pem.)	3 45	4 21
NEYLAND	4 51	..	4 40

Down Trains.

PLYLE SAND SIDING

STATIONS.	B		B		A	B	B		B		B	
	7.0 a.m. Kingswear Passenger.		2.20 p.m. Llandovery Passenger.		Diesel.	Milford Haven Pass.	Auto.		Auto.		Passenger.	
	arr.	dep.	arr.	dep.	dep.	dep.	arr.	dep.	arr.	dep.	arr.	dep.
Paddington	p.m.	p.m.										
Cardiff (General) ..	12 40	1 5	2 10	2 5
Pyle Sand Siding ←	2 10	—	2 52	2 38
Margam Moors ..	—	—	—	—
Margam ..	—	—	—	—
Margam Sidings ..	—	—	—	—
PORT TALBOT (Gen.)	2 16	2 19	2 59	3 5 3 7
Baglan Loop ..	—	—	—	—
Briton Ferry ..	2 25½	2 26½	—	3 13½ 3 14½
Court Sart Junction ..	—	—	—	—
Neath Jct. (R. & S.B.)
Dynevor Junction
Jersey Marine Jct. N.
Llandarcy Halt
Neath Engine Shed
NEATH (General) ..	2 31	2 33	3 7	3 19 3 22
Skewen ..	—	2 39	—	—
Skewen East Jct. ..	—	—	—	—
Lonlas Junction
FELIN FRAN
Felin Fran West
Llangyfelach
Pont-Lliw
Grovesend Colliery
Grovesend Coll. Lp. Jt.
Morlais Junction
LLANGENNECH	3 35½	3 36
Llangennech Siding
Bynea	3 40	3 40½
Genwen Junction
Skewen West
Llansamlet	2 45
Swansea Valley Jct.
Landore Steel Works
Landore ..	2 50	2 51	3 16	3 56
SWANSEA (High St.)	2 56	—	3 20	..	3 35	..	3 35	..	3 40	..
Swansea Loop West	3 39	..	3 39
Cwmhwria Siding
Cockett	3 43½	3 44	3 43½	3 44
Stop Board
Gowerton	3 48	3 48½	3 48	3 48½
Loughor	3 52½	3 53	3 52½	3 53
Llandilo Junction East	3 42½
Llanelly Dock
St. David's Dock Crg.
LLANELLY
Old Castle Crossing	3 45½	—	..	3 59	4 3	3 59	4 3
Pembrey
Lando Platform	4 10½	..	4 10½
Kidwelly Flats Halt
Kidwelly	4 16	..	4 16
Ferryside	4 20½	—	4 20½	—	4 21	..
Carmarthen Junction	4 27½	..
Myrtle Hill Junction
CARMARTHEN	4 39	—
Carmarthen Bridge
Llanstephan Crossing
Sarnau
St. Clears
WHITLAND
Cardigan Junction
Clynderwen
Clarbeston Road
Clarbeston Junction
FISHGUARD HBR.
HAVERFORDWEST
Hook Colliery Siding
Johnston (Pem.)
NEYLAND	4 45

AND NEYLAND.

Week Days.

STATIONS.	H		K		H		F		B		B	
	12.0 noon Severn Tunnel Junction Freight.		Loco. Sand Train Freight.		1.15 p.m. Severn Tunnel Junction Freight.		2.30 p.m. Llandilo Jct. to Saltney Freight.		Passenger.		Passenger.	
	RR		RR		RR		RR		SO		SX	
	arr.	dep.	arr.	dep.	arr.	dep.	arr.	dep.	arr.	dep.	arr.	dep.
	p.m.	p.m.	p.m.	p.m.	p.m.	p.m.	p.m.	p.m.	p.m.	p.m.	p.m.	p.m.
Paddington
Cardiff (General) ..	1 15	2 39	3 25	3 25
Pyle Sand Siding <-<	3 0	2 45	3 20	4 20	4 34	4 34
Margam Moors	3 25	3 45
Margam
Margam Sidings ..	3 9	4 11	3 52	4 20	4 33C	T4 38	4 41	4 43	4 41	4 45
PORT TALBOT (Gen.)	4 16	4 25	4 41	4 43	4 41	4 45
Baglan Loop	To be kept	4 49½	4 50½	4 51½	5 1
Briton Ferry ..	clear of	4 50
Court Sart Junction ..	2.5 p.m. (SO)	4 53	5 3
Neath Jct. (R. & S.B.)	Cardiff
Dynevor Junction ..	(General)	4 56
Jersey Marine Jct. N.	to	5 0
Llandarcy Halt ..	Swansea (High St.).
Neath Engine Shed	4 40
NEATH (General) ..	4 32	5 34	4 55	4 53	5 5½	5 8
Skewen	5 4	5 14
Skewen East Jct. ..	6 50	Runs only
Llanas Junction	required by
FELIN FRAN	Loco. Dept.	5 8
Felin Fran West	5 14O	W5 20
Llangyfelach
Pont-Lliw
Grovesend Colliery
Grovesend Coll. Lp. Jt.
Morlais Junction	5 58
LLANGENNECH
Llangennech Siding
Bynea	6 7	6 20
Genwen Junction
Skewen West	5 53	*6 35
Llanamlet	5 10	5 20
Swansea Valley Jct. ..	6 53	7 10
Landore Steel Works ..	7 15
Landore	5 15	5 16	5 25	5 26
SWANSEA (High St.)	5 21	5 31
Swansea Loop West
Cwmbwrla Siding
Cockett
Stop Board
Gowerton
Loughor
Llandilo Junction East	6 27
Llanelly Dock
St. David's Dock Crg.
LLANELLY
Old Castle Crossing
Pembrey
Lando Platform
Kidwelly Flats Halt
Kidwelly
Ferryside
Carmarthen Junction
Myrtle Hill Junction
CARMARTHEN
Carmarthen Bridge
Llanstephan Crossing
Sarnau
St. Clears
WHITLAND
Cardigan Junction	B	
Clynderwen	Passenger.	
Clarbeston Road
Clarbeston Junction
FISHGUARD HBR.	arr.	dep.
HAVERFORDWEST	p.m.	p.m.
Hook Colliery Siding
Johnston (Pern.)	7 10
NEYLAND	7 19

Down Trains.

PLYE SAND SIDING

STATIONS	A		B		B		A		A		B		B	
	2.10 p.m. Cheltenham Diesel. SX		Work-ers' Train. SX		5.10 p.m. Llandarcy N.O.R. Workmen's Auto. SX		12.55 p.m. Paddington Passenger. SO		Passenger. SO		Passenger. SX		Auto. B	
	dep.	dep.	dep.	dep.	arr.	dep.	arr.	dep.	arr.	dep.	arr.	dep.	arr.	dep.
Paddington	p.m.	p.m.	p.m.	p.m.	p.m.	p.m.	p.m.	p.m.		p.m.	p.m.	p.m.	p.m.	
Cardiff (General)	4 8	4 11	12 55 4 20	...	4 20
Pyle Sand Siding <-*	4 49	5 7	...	5 7
Margam Moors	—	—	—	—	—	—	—	—	—	—	—	—	—	—
Margam	—	—	—	—	—	—	—	—	—	—	—	—	—	—
Margam Sidings	—	—	—	—	—	—	—	—	—	—	—	—	—	—
PORT TALBOT (Gen.)	4 55	5 13	5 16	5 13	5 16	5 12
Baglan Loop	—	—	—	—	—	—	—	—	—	—	—	—	—	—
Briton Ferry	4 59	—	—	—	—	—	—	5 18½	5 19½
Court Ferry Junction	—	—	—	—	—	—	—	—	—	—	—	—	—	—
Neath Jct. (R. & S.B.)	—	—	—	—	—	—	—	—	—	—	—	—	—	—
Dynevor Junction	—	—	—	—	—	—	—	—	—	—	—	—	—	—
Jersey Marine Jct. N. Llandarcy Halt	—	—	—	—	—	—	—	—	—	—	—	—	—	—
Neath Engine Shed	—	5Z11	—	—	—	—	—	—	—	—	—	—	—	—
NEATH (General)	5 2	5 15	—	—	5 25	5 27	5 25	5 27	—	—	5 24	5 26	—	—
Skewen	—	—	—	—	—	—	—	—	—	—	—	5 32	—	—
Skewen East Jct.	—	—	—	—	—	—	—	—	—	—	—	—	—	—
Loulas Junction	—	—	—	—	5 19	—	—	—	—	—	—	—	—	—
FELIN FRAN	—	—	—	—	5 21½	—	—	—	—	—	—	—	—	—
Felin Fran West	—	—	—	—	—	—	—	—	—	—	—	—	—	—
Liangyfelach	—	—	—	—	—	—	—	—	—	—	—	—	—	—
Pont-Lliw	—	—	—	—	—	—	—	—	—	—	—	—	—	—
Grovesend Colliery	—	—	—	—	—	—	—	—	—	—	—	—	—	—
Grovesend Coll. Lp. Jt.	—	—	—	—	—	—	—	—	—	—	—	—	—	—
Morlais Junction	—	—	—	—	—	—	—	—	—	—	—	—	—	—
LLANGENNECH	—	—	—	—	—	—	—	—	—	—	—	—	—	—
Llangennech Siding	—	—	—	—	—	—	—	—	—	—	—	—	—	—
Bynea	—	—	—	—	—	—	—	—	—	—	—	—	—	—
Genwen Junction	—	—	—	—	—	—	—	—	—	—	—	—	—	—
Skewen West	—	—	—	—	—	—	—	—	—	—	—	—	—	—
Llansamlet	—	—	—	—	—	—	—	—	—	—	—	5 38	—	—
Swansea Valley Jct.	—	—	—	—	—	—	—	—	—	—	—	—	—	—
Landore Steel Works	—	—	—	—	—	—	—	—	—	—	—	—	—	—
Landore	5 11	—	—	—	5 38	—	5 38	—	—	—	5 43	5 44	—	—
SWANSEA (High St.)	5 15	—	—	—	5 39	5 42	—	5 42	—	—	5 49	—	—	6 0
Swansea Loop West	—	—	—	—	—	—	—	—	—	—	—	—	—	6 4
Cwmbwria Siding	—	—	—	—	—	—	—	—	—	—	—	—	—	6 9
Cockett	—	—	—	—	—	—	—	—	—	—	—	—	—	6 9½
Stop Board	—	—	—	—	—	—	—	—	—	—	—	—	—	6 14½
Gowerton	—	—	—	—	—	—	—	—	—	—	—	—	—	6 19½
Loughor	—	—	—	—	—	—	—	—	—	—	—	—	—	—
Llanillo Junction East	—	—	—	—	—	—	—	—	—	—	—	—	—	—
Llanelly Dock	—	—	—	—	—	—	—	—	—	—	—	—	—	—
St. David's Dock Crg.	—	—	—	—	—	—	—	—	—	—	—	—	—	—
LLANELLY	—	—	—	—	—	—	—	—	—	—	—	—	—	—
Old Castle Crossing	—	—	—	—	—	—	—	—	—	—	—	—	—	—
Pembrey	—	B	—	—	—	—	—	—	—	—	—	—	—	—
Lando Platform	—	—	—	—	—	—	—	—	—	—	—	—	—	—
Kidwelly Flats Halt	—	—	—	—	—	—	—	—	—	—	—	—	—	—
Kidwelly	—	Auto.	—	—	—	—	—	—	—	—	—	—	—	—
Ferryside	—	—	—	—	—	—	—	—	—	—	—	—	—	—
Carmarthen Junction	—	—	—	—	—	—	—	—	—	—	—	—	—	—
Myrtle Hill Junction	—	dep.	—	—	—	—	—	—	—	—	—	—	—	—
CARMARTHEN	—	p.m.	—	—	—	—	—	—	—	—	—	—	—	—
Carmarthen Bridge	—	—	—	—	—	—	—	—	—	—	—	—	—	—
Llanstephan Crossing	—	—	—	—	—	—	—	—	—	—	—	—	—	—
Sarnau	—	—	—	—	—	—	—	—	—	—	—	—	—	—
St. Clears	—	—	—	—	—	—	—	—	—	—	—	—	—	—
WHITLAND	—	—	—	—	—	—	—	—	—	—	—	—	—	—
Cardigan Junction	—	—	—	—	—	—	—	—	—	—	—	—	—	—
Clynderwen	—	—	—	—	—	—	—	—	—	—	—	—	—	—
Clarbeston Road	—	6 45	—	—	—	—	—	—	—	—	—	—	—	—
Clarbeston Junction	—	8 46	—	—	—	—	—	—	—	—	—	—	—	—
FISHGUARD HBR.	—	7 17	—	—	—	—	—	—	—	—	—	—	—	—
HAVERFORDWEST	—	—	—	—	—	—	—	—	—	—	—	—	—	—
Hook Colliery Siding	—	—	—	—	—	—	—	—	—	—	—	—	—	—
Johnston (Pem.)	—	—	—	—	—	—	—	—	—	—	—	—	—	—
NEYLAND	—	—	—	—	—	—	—	—	—	—	—	—	—	—

July 9th to August 27th (inclusive) excepted.

Worked by ordinary engine and coaches on Saturdays.

SUSPENDED

Freight.

K

B

Auto.

arr. dep. p.m. p.m.

AND NEYLAND.

Week Days.

STATIONS.	B		B		B		J		B		A	
	Porth Workmen.		Passenger.		Passenger.		Return 12.10 p.m. Fishguard Harbour Freight.		3.50 p.m. Pontypool Road Passenger.		Relief	
	SX		SX		SO						RR	
	arr.	dep.	arr.	dep.	arr.	dep.	arr.	dep.	arr.	dep.	arr.	dep.
Paddington	p.m.	p.m.	p.m.	p.m.	p.m.	p.m.	p.m.	p.m.	p.m.	p.m.	p.m.	p.m.
Cardiff (General)	4 40	4 40	5 4	5 10
Pyle Sand Siding <-	5 35	5 38	5 64
Margam Moors	5 25
Margam	5 28	5 35	5 39	5 41
Margam Sidings
PORT TALBOT (Gen.)	5 38	5 45	5 44	5 46	5 44	5 46	6 0	6 2
Baglan Loop
Briton Ferry	5 52½	5 53½	5 52½	5 53½	6 8½	6 10½
Court Sart Junction
Neath Jct. (R. & S.B.)
Dynevor Junction
Jersey Marine Jct. N.
Llandarcy Halt
Neath Engine Shed
NEATH (General)	5 58	6 0	5 58	6 0	6 1	6 6	6 15	6 18
Skewen	6 12
Skewen East Jct.
Lonlas Junction
FELIN FRAN
Felin Fran West
Llangyfelach
Pont-Lliw
Grovesend Colliery
Grovesend Coll. Lp. Jt.
Morlais Junction
LLANGENNECH
Llangennech Siding
Bynea
Genwen Junction
Skewen West
Llansamlet	6 18
Swansea Valley Jct.
Landore Steel Works
Landore	6 11	6 11	6 30
SWANSEA (High St.)	6 15	6 15	6 29	6 34	6 42
Swansea Loop West	6 46
Cwmbrwrla Siding
Cockett	6 51
Stop Board
Gowerton
Loughor
Llandilo Junction East
Llanelly Dock
St. David's Dock Crg.
LLANELLY	7 1	7 4
Old Castle Crossing
Pembrey
Lando Platform
Kidwelly Flats Halt	7 18½	7 19½
Kidwelly	7 24	7 25
Ferryside	7 33
Carmarthen Junction
Myrtle Hill Junction	7 42
CARMARTHEN	p.m.	p.m.	7 44
Carmarthen Bridge	7 32
Llanstephan Crossing
Sarnau
St. Clears
WHITLAND	7 55
Cardigan Junction
Clynderwen
Clarbeston Road
Clarbeston Junction
FISHGUARD HBR.
HAVERFORDWEST
Hook Colliery Siding
Johnston (Pem.)
NEYLAND

AND NEYLAND.

Week Days.

STATIONS.	B		J		B	B	K		K	B	A	
	arr.	dep.	arr.	dep.	dep.	dep.	arr.	dep.	dep.	dep.	arr.	dep.
Paddington	p.m.	p.m.	p.m.	p.m.	p.m.	p.m.	p.m.	p.m.	p.m.	p.m.	p.m.	p.m.
Cardiff (General) ..	5 33	5 47	2 51	*2 56	6 43	6 50
Pyle Sand Siding <-	6 51	5 47	5 54	5 47	7 29	..
Margam Moors	6 25
Margam
Margam Sidings	6 32	6 55
PORT TALBOT (Gen.) ..	6 57	6 59	7 1	7 40	7 35	..
Baglan Loop
Briton Ferry	7 5½	7 6½	7 52	8 10
Court Sart Junction
Neath Jct. (R. & S.B.)
Dynevor Junction
Jersey Marine Jct. N.
Llandarcy Halt
Neath Engine Shed
NEATH (General) ..	7 11	7 13	8 19	9 18	7 42	..
Skewen	7 19
Skewen East Jct.
Llanlas Junction
FELIN FRAN
Felin Fran West
Llangyfelach
Font-Lliw
Grovesend Colliery
Grovesend Coll. Lp. Jt.
Morlais Junction
LLANGENNECH
Llangennech Siding
Bynea
Genwen Junction
Skewen West	9 37	10 35
Llansamlet	7 25
Swansea Valley Jct.	10 53	11 10
Landore Steel Works	11 15	11 30
Landore	7 30	7 31	11 35	7 52	..
SWANSEA (High St.) ..	7 36	7 56	..
Swansea Loop West
Cwmbriria Siding
Cockett
Stop Board
Gowerton
Loughor
Llandilo Junction East	7 30	..	8 17	8 28
Llanelly Dock
St. David's Dock Crg.
LLANELLY	8 26
Old Castle Crossing
Pembrey
Lando Platform
Kidwelly Flats Halt
Kidwelly
Ferryside
Carmarthen Junction
Myrtle Hill Junction
CARMARTHEN	B
Carmarthen Bridge
Llanstephan Crossing
Sarnau
St. Clears
WHITLAND	8 50
Cardigan Junction
Clyderwen
Clarbeston Road
Clarbeston Junction
FISHGUARD HBR.
HAVERFORDWEST
Hook Colliery Siding
Johnston (Pema.)
NEYLAND	9 35

SUSPENDED

To work Second Trip to Pontardulais and back as ordered by Control.

Auto.

Pembroke Dock arr. 9.59 p.m.

arr. dep. p.m. p.m. 9 10 9 11

Down Trains.

PYLE SAND SIDING

STATIONS.	A		Pembroke Dock Pass.	B Pass.	B Milford Haven Pass.	J		B 7.40 p.m. Porthcawl Diesel.	H		H			
	Passenger.					dep.	dep.		dep.	Freight.		3.45 p.m. Ebbw Junction Freight.	3.45 p.m. Ebbw Junction Freight.	
	arr.	dep.								arr.	dep.		arr.	dep.
Paddington	p.m.	p.m.	p.m.	p.m.	p.m.	p.m.	p.m.	p.m.	p.m.	p.m.	p.m.	p.m.		
Cardiff (General)	6 52	7 0	4 22	..	4 22	..		
Pyle Sand Siding <←	7 46	7 52	7 9	..	7 9	..		
Margam Moors ..	—	—	—	—	..	—	..		
Margam ..	—	—	—	—	..	—	..		
Margam Sidings ..	—	—	—	—	..	—	..		
PORT TALBOT (Gen.)	7 52	7 55	8 0	7 22C	7 11	7 18	8 0		
Baglan Loop ..	—	—	—	—	..	—	..		
Briton Ferry ..	—	—	8 6	7 39	8 10	—	8 5		
Court Sart Junction ..	—	—	—	—	..	—	8 13		
Neath Jct. (R. & S.B.)		
Dynevor Junction		
Jersey Marine Jct. N.		
Llandarcy Halt		
Neath Engine Shed		
NEATH (General) ..	8 3	8 6	8 12	8 20	8 20	8 21	8 20		
Skewen ..	—	—	8 17	—	—	—	—		
Skewen East Jct. ..	—	—	—	—	—	—	—		
Lonlas Junction		
FELIN FRAN		
Felin Fran West		
Llangyfelach		
Pont-Lliw		
Grovesend Colliery		
Grovesend Coll. Lp. Jt.		
Morlais Junction		
LLANGENNECH		
Llangennech Siding		
Bynea		
Genwen Junction		
Skewen West ..	§—Adver-	9 39	1015	9 39	1015		
Llansamlet ..	tised	8 21½	10 33	10 50	10 33	10 50		
Swansea Valley Jct. ..	8.25 p.m.	—	10 55	—	10 55	—		
Landore Steel Works		
Landore ..	8.17	8 26		
SWANSEA (High St.)	8 21	8 26	8 30	When conveying traffic for Briton Ferry and Swansea Docks, but not Margam Sidings.		When conveying traffic for Margam Sidings, but not Briton Ferry and Swansea Docks.			
Swansea Loop West ..	8 30		
Cwmhwrla Siding ..	—	—		
Cockett ..	8 35		
Stop Board ..	—	—		
Gowerton ..	—	—		
Loughor ..	—	—		
Llandilo Junction East	—	—		
Llanelly Dock		
St. David's Dock Crg.		
LLANELLY ..	8 45	8 48		
Old Castle Crossing ..	—	—		
Pembrey ..	—	—		
Lando Platform ..	—	—		
Kidwelly Flats Halt ..	—	—		
Kidwelly ..	—	—		
Ferryside ..	—	—		
Carmarthen Junction		
Myrtle Hill Junction	9 10	9 30		
CARMARTHEN ..	9 12	9 18		
Carmarthen Bridge ..	9 20		
Llanstephan Crossing	—	—		
Sarnau ..	—	—		
St. Clears ..	—	9 32		
WHITLAND ..	9 41	9 43	..	9 50	..	10 12	10 32		
Cardigan Junction ..	—	—		
Clynderwen ..	—	9 53		
Clarboston Road ..	10 2	10 4	..	Pembroke Dock arr	10 10		
Clarboston Junction ..	10	5		
FISHGUARD HBR. ...	10 30	—	..	10 59 p.m.	..	12 30	—		
HAVERFORDWEST	10 20		
Hook Colliery Siding		
Johnston (Pem.)	10 32		
NEYLAND	10 41		

Down Trains.

PLYLE SAND SIDING

STATIONS.	B		A		J		H		H		H	
	Passenger.		12.20 p.m. York Passenger.		7.15 p.m. Toudu to Swansea (Eastern Depot) Freight. SO		7.55 p.m. Landore to Pontypool Road Freight.		3.50 p.m. Severn Tunnel Junction Freight.		5.0 p.m. Cardiff Freight.	
	arr.	dep.	arr.	dep.	arr.	dep.	arr.	dep.	arr.	dep.	arr.	dep.
Paddington	p.m.	p.m.	p.m.	p.m.	p.m.	p.m.
Cardiff (General) ..	—	7 15	7 44	7 52	4 49	5 6	*5 17
Pyle Sand Siding ←	8 28	—	8 36	—	8 14	—	8 57	—
Margam Moors	—	—	—	—	—	—	—	—
Margam	—	—	—	—	—	—	—	—
Margam Sidings	—	—	—	—	—	—	—	—
PORT TALBOT (Gen.)	8 35	8 37	8 42	8 44	8 42	*8 55	8 22	—	—	—
Baglan Loop	—	—	—	—	9 7	9 30	8 27C	TS*50	9 10	9 25
Briton Ferry	8 43½	8 54	—	—	9 7	9 30	9 2	10 0	—	—
Court Sart Junction ..	—	—	—	—	9 33	—	10 3	—	9 37	—
Neath Jct. (R. & S.B.)	—	—	—	—	—	—	—	—	—	—
Dynevor Junction	—	—	—	—	—	—	10 9	—	9 43	—
Jersey Marine Jct. N.	—	—	—	—	—	—	10 13	—	9 47	—
Llandarcy Halt	—	—	—	—	—	—	C10	17R	—	—
Neath Engine Shed ..	—	—	—	—	—	—	—	—	—	—
NEATH (General)	8 58½	9 1	8 52	8 54	—	—	—	—	—	—
Skewen	—	9 7	—	—	—	—	—	—	—	—
Skewen East Jct.	—	—	—	—	—	—	—	—	—	—
Lonlas Junction	—	—	—	—	—	—	—	—	—	—
FELIN FRAN	—	—	—	—	—	—	—	—	—	—
Felin Fran West	—	—	—	—	—	—	10 27	—	10 1	10 40
Llangyfelach	—	—	—	—	—	—	—	—	—	—
Pont-Llwlw	—	—	—	—	—	—	—	—	—	—
Grovesend Colliery	—	—	—	—	—	—	—	—	—	—
Grovesend Coll. Lp. Jt.	—	—	—	—	—	—	—	—	—	—
Morlais Junction	—	—	—	—	—	—	—	—	—	—
LLANGENNECH	—	—	—	—	—	—	—	—	11 18	—
Llangennech Siding ..	—	—	—	—	—	—	—	—	—	—
Bynea	—	—	—	—	—	—	—	—	—	—
Genwen Junction	—	—	—	—	—	—	—	—	—	—
Skewen West	—	—	—	—	—	—	—	—	—	—
Llansamlet	—	9 13	—	—	—	—	—	—	—	—
Swansea Valley Jct. ..	—	—	—	—	—	—	—	—	—	—
Landore Steel Works ..	—	—	—	—	—	—	—	—	—	—
Landore	—	9 19	9 4	—	—	—	—	—	—	—
SWANSEA (High St.)	9 24	9 30	9 8	—	—	—	—	—	—	—
Swansea Loop West ..	9 34	—	—	—	—	—	—	—	—	—
Cwmbwrla Siding	—	—	—	—	—	—	—	—	—	—
Cockett	—	9 40	—	—	—	—	—	—	—	—
Stop Board	—	—	—	—	—	—	—	—	—	—
Gowerton	—	9 45	—	—	—	—	—	—	—	—
Loughor	—	9 50	—	—	—	—	—	—	—	—
Llandilo Junction East	—	—	—	—	—	—	—	—	—	a.m.
Llanelly Dock	—	—	—	—	—	—	—	—	11 32	12 5
St. David's Dock Crg.	—	—	—	—	—	—	—	—	—	—
LLANELLY	9 56	9 59	—	—	—	—	—	—	—	—
Old Castle Crossing ..	—	—	—	—	—	—	—	—	—	—
Pembrey	—	10 7	—	—	—	—	—	—	—	—
Lando Platform	—	—	—	—	—	—	—	—	—	—
Kidwelly Flats Halt ..	10 13½	10 14½	—	—	—	—	—	—	—	—
Kidwelly	—	10 20	—	—	—	—	—	—	—	—
Ferryside	—	10 29	—	—	—	—	—	—	—	—
Carmarthen Junction ..	—	—	—	—	—	—	—	—	—	—
Myrtle Hill Junction ..	10 38	—	—	—	—	—	—	—	—	—
CARMARTHEN	10 40	—	—	—	—	—	—	—	—	—
Carmarthen Bridge ..	—	—	—	—	—	—	—	—	—	—
Llanstephan Crossing ..	—	—	—	—	—	—	—	—	—	—
Sarnau	—	—	—	—	—	—	—	—	—	—
St. Clears	—	—	—	—	—	—	—	—	—	—
WHITLAND	—	—	—	—	—	—	—	—	—	—
Cardigan Junction	—	—	—	—	—	—	—	—	—	—
Clynderwen	—	—	—	—	—	—	—	—	—	—
Clarbeston Road	—	—	—	—	—	—	—	—	—	—
Clarbeston Junction ..	—	—	—	—	—	—	—	—	—	—
FISHGUARD HER.	—	—	—	—	—	—	—	—	—	—
HAVERFORDWEST	—	—	—	—	—	—	—	—	—	—
Hook Colliery Siding ..	—	—	—	—	—	—	—	—	—	—
Johnston (Pern.)	—	—	—	—	—	—	—	—	—	—
NEYLAND	—	—	—	—	—	—	—	—	—	—

Continued on pages 7 and 44.

AND NEYLAND.

Week Days.

STATIONS.	H		G		A		C		H		J		B	
	6.15 p.m. Cardiff Freight.		6.55 p.m. Pontypridd Parcels.		5.5 p.m. Ealing Broadway Passenger.		2.2 p.m. Old Oak Common Fish Empties.		9.50 p.m. Swansea (Eastern Depot) to Neyland Freight.		8.25 p.m. Tonda Freight.			Pass.
	RR SX		FO		SO		SX							
	arr.	dep.	dep.	arr.	dep.	arr.	dep.	arr.	dep.	arr.	dep.	dep.		
Paddington	p.m.	p.m.	p.m.	p.m.	p.m.	p.m.	p.m.	p.m.	p.m.	p.m.	p.m.	p.m.		
Cardiff (General)	6 25	*6 27	..	8 29	8 37	8 15	8Z36	8 40	
Pyle Sand Siding ←	9 6	9 22	..	9 26	9 36	
Margam Moors	
Margam	
Margam Sidings ..	9 15	9 40	..	9 28	9 31	9 35	●9 50	9 37	
PORT TALBOT (Gen.)	
Baglan Loop	9 42	9 50	9 44	
Briton Ferry	10 2	10 40	9 52	
Court Sarr Junction	10 42	
Neath Jct. (R. & S.B.)	
Dynevor Junction	10 46	
Jersey Marine Jct. N.	
Llandarcy Halt	
Neath Engine Shed.	
NEATH (General)	9 12	9 40	9 43	9 59	
Skewen	10 5	
Skewen East Jct.	
Lonlas Junction	
FELIN FRAN	10 9	10 15	
Felin Fran West	10 12	10 21	11 15	
Llangyfelach	
Pont-Lliw	
Grovesend Colliery	
Grovesend Coll. Lp. Jt.	
Morlais Junction	10 29	11 53	
LLANGENNECH	
Llangennech Siding	
Bynea	
Genwen Junction	
Skewen West	
Llansamlet	
Swansea Valley Jct.	
Llandore Steel Works	
Landore	9 27	9 53	
SWANSEA (High St.)	9 32	9 57	p.m.	p.m.	10 11	
Swansea Loop West	10	5	..	
Cwmbrwrla Siding	
Cockett	
Stop Board	10 14	P1019	..	
Gowerton	10 34	10 44	..	
Loughor	
Llanelly Junction East	10 40	10 59	11 25	..	
Llanelly Dock	
St. David's Dock Crg.	
LLANELLY	10 43N	10 56	12 7 ●	12 45	11 30 ●	1220	
Old Castle Crossing	
Pembrey	
Lando Platform	
Kidwelly Flats Halt	
Kidwelly	
Ferryside	
Carmarthen Junction	11 28	11 45	
Myrtle Hill Junction	
CARMARTHEN	
Carmarthen Bridge	
Llanstephan Crossing	
Sarnau	
St. Clears	
WHITLAND	
Cardigan Junction	12 13	12 30	
Clynderwen	
Clarbeston Road	
Clarbeston Junction....	
FISHGUARD HBR.	
HAVERFORDWEST	
Hook Colliery Siding	
Johnston (Fem.)	1 10C	RI 29	
NEYLAND	1 40	

July 15th, 22nd and 29th only.

SUSPENDED

K

Whitland Freight.

Z-Canton Sidings.

N-Llanelly Dock Jct. to change engines and men.

Continued on pages 7 and 44.

Continued on pages 7 and 44.

Down Trains.

PLYLE SAND SIDING

STATIONS.	H		A		J		A		K		A		
	6.5 p.m. Penarh Curve Freight.		Relief.		9.30 p.m. Duffryn Yard Freight.		Passenger.		Return 4.25 p.m. Swansea (High St.) Freight. SO		6.55 p.m. Paddington Passenger.		
	SO		RR						SO				
	arr.	dep.	arr.	dep.	arr.	dep.	arr.	dep.	arr.	dep.	arr.	dep.	
	p.m.	p.m.	p.m.	p.m.	p.m.	p.m.	p.m.	p.m.	p.m.	p.m.	p.m.	p.m.	
Paddington
Cardiff (General) ..	(via Barry)		9 2	9 10			9 15	9 25			10 0	10 10	..
Pyle Sand Siding ←	9 47		9 56				10 9				10 49	
Margam Moors
Margam									Z			
Margam Sidings									6 29	10 30		
PORT TALBOT (Gen.)	10 0	10 10	10 2	10 5			10 15	10 18	10 35		10 54	
Baglan Loop
Briton Ferry							10 30					
Court Sart Junction ..	10 22						10 32					
Neath Jct. (R. & S.B.)												
Dynevor Junction	10 28						10 36					
Jersey Marine Jct. N.	10 32						10 40					
Llandarcy Halt	10 35	10 50										
Neath Engine Shed
NEATH (General)			10 13	10 16			10 26	10 29	10 51	11 25	11	1
Skewen
Skewen East Jct.
Lonlas Junction	10 54											
FELIN FRAN	11 0	11 25			10 58	11 55						
Felin Fran West
Llangyfelach
Pont-Lliw
Grovesend Colliery
Grovesend Coll. Lp. Jt.												
Morlais Junction	12 4				12 33							
LLANGENNECH
Llangennech Siding
Bynea	12 13	12 30										
Genwen Junction
Skewen West									11 44	12 10		
Llansamlet
Swansea Valley Jct. ..									12 25	12 40		
Landore Steel Works ..									12 45	1 10		
Landore			10 26				10 40		1 15		11 11	
SWANSEA (High St.) ..			10 30				10 44	10 50			11 15	11 20
Swansea Loop West ..							10 54		Z—When traffic is available, leaves Margam earlier. (Control to arrange.)		11 24	
Cwmbrwrla Siding ..							10 59				11 29	
Cockett
Stop Board
Gowerton							11 2	11 3				
Loughor
Llandilo Junction East	12 37											
Llanelly Dock
St. David's Dock Crg.												
LLANELLY							11 10	11 13			11 39	11 40
Old Castle Crossing ..								11 21				
Pembrey
Lando Platform
Kidwelly Flats Halt ..							11 27½	11 28½				
Kidwelly								11 35				
Ferryside								11 43				
Carmarthen Junction ..							Y					
Myrtle Hill Junction ..							11 53				12 2	
CARMARTHEN							11 55					
Carmarthen Bridge ..											12 4	
Llanstephan Crossing
Sarnau
St. Clears
WHITLAND											12 21	
Cardigan Junction
Clyderwen
Clarbeston Road
Clarbeston Junction ..											12 39	
FISHGUARD HBR.											1 5	
HAVERFORDWEST
Hook Colliery Siding
Johnston (Pem.)
NEYLAND

Mondays, Wednesdays and Fridays only, also Thursday, December 22nd.

Down Trains.

PLYLE SAND SIDING

STATIONS.	H		J		H			K	H		C	
	9.45 p.m. (Saturdays) Severn Tunnel Jct. to Swansea (Docks) Freight.		11.10 p.m. (Sats.) Llantrisant Freight.		9.10 p.m. (Sats.) East Usk Junction Freight.			Return 7.30pm (Sats.) Port Ten'nt to Tre- herb'rt Freight	10.10 p.m. (Sats.) Severn Tunnel Junction Freight.		Parcels (Saturdays)	
	arr.	dep.	arr.	dep.	arr.	dep.		dep.	arr.	dep.	arr.	dep.
Paddington	a.m.	a.m.	a.m.	a.m.	p.m.	p.m.		a.m.	p.m.	p.m.	a.m.	p.m.
Cardiff (General)	10	52(am)	10 25*	10 30	11 18*	11 26	12 40	8 30 1 15
Pyle Sand Siding ←	1 17a.m.	...	12 52	...	12 41(am)	1 40(am)	...	2 17(am)	...
Margam Moors	—	—	—	—	—	—	—	—	—	—
Margam	—	—	—	—	—	—	—	—	—	—
Margam Sidings	—	—	1 1	1 35	12 50	2 0	1 49	—	—	—
PORT TALBOT (Gen.)	1 29	1 41C	T1 46	...	2 5	—	—	2 25	2 35
Baglan Loop	—	—	—	—	—	—	—	—	—	—
Briton Ferry	1 39	2 25	1 58	2 30	2 13	...	CR	C	R
Court Sart Junction	2 28	—	—	—	2 15	...	2 48	—	—
Neath Jct. (R. & S.B.)	—	—	—	—	—	—	—	—
Dynevor Junction	2 34	—	—	—	2 21	...	2 52	—	—
Jersey Marine Jct. N.	—	—	—	—	2 25	—	—
Llandarcy Halt	—	—	—	—	—	—	—	—
Neath Engine Shed	—	—	—	—	—	—	—	—
NEATH (General)	—	—	2 40	3 20	—	—	2 45	2 55
Skewen	—	—	—	—	—	—	—	—
Skewen East Jct.	—	—	—	—	—	—	—	—
Lonlas Junction	—	—	—	—	—	—	—	—
FELIN FRAN	—	—	—	—	2 43	3 35	—	—
Felin Fran West	—	—	—	—	—	—	—	—
Llangyfelach	—	—	—	—	—	—	—	—
Pont-Lliw	—	—	—	—	—	—	—	—
Grovesend Colliery	—	—	—	—	—	—	—	—
Grovesend Coll. Lp. Jt.	—	—	—	—	—	—	—	—
Morlais Junction	—	—	—	—	4 13	—	—
LLANGENNECH	—	—	—	—	—	—	—	—
Llangennech Siding	—	—	—	—	—	—	—	—
Bynea	—	—	—	—	4 21	—	—
Geuwen Junction	—	—	—	—	—	—	—	—
Skewen West	—	—	3 38	...	—	—	—	—
Llansamlet	—	—	—	—	—	—	—	—
Swansea Valley Jct.	—	—	3 55	4 10	—	—	—	—
Landore Steel Works	—	—	4 15	4 30	—	—	—	—
Landore	—	—	4 35	—	—	—	3	8
SWANSEA (High St.)	—	—	—	—	—	—	3 12	3 32
Swansea Loop West	—	—	—	—	—	—	3 36	—
Cwmbwrla Siding	—	—	—	—	—	—	3 40B	E3 43
Cockett	—	—	—	—	—	—	—	—
Stop Board	—	—	—	—	—	—	—	—
Gowerton	—	—	—	—	—	—	—	—
Loughor	—	—	—	—	—	—	—	—
Llandilo Junction East	—	—	—	—	4 27	—	—	—
Llanelly Dock	—	—	—	—	—	—	—	—
St. David's Dock Crg.	—	—	—	—	—	—	3 57	4 7
LLANELLY	—	—	—	—	—	—	—	—
Old Castle Crossing	—	—	—	—	—	—	—	—
Pembrey	—	—	—	—	—	—	—	—
Lando Platform	—	—	—	—	—	—	—	—
Kidwelly Flats Halt	—	—	—	—	—	—	—	—
Kidwelly	—	—	—	—	—	—	—	—
Ferryside	—	—	—	—	—	—	—	—
Carmarthen Junction	—	—	—	—	—	—	4 32	4 43
Myrtle Hill Junction	—	—	—	—	—	—	—	—
CARMARTHEN	—	—	—	—	—	—	—	—
Carmarthen Bridge	—	—	—	—	—	—	4 45	—
Llanstephan Crossing	—	—	—	—	—	—	—	—
Sarnau	—	—	—	—	—	—	—	—
St. Clears	—	—	—	—	—	—	4 57	5 17
WHITLAND	—	—	—	—	—	—	5 26	5 55
Cardigan Junction	—	—	—	—	—	—	—	—
Clynderwen	—	—	—	—	—	—	6 4	6 9
Clyderwen Road	—	—	—	—	—	—	6 19	6 27
Clarbeston Road	—	—	—	—	—	—	—	—
Clarbeston Junction	—	—	—	—	—	—	—	—
FISHGUARD HBR. ...	—	—	—	—	—	—	—	—
HAVERFORDWEST	—	—	—	—	—	—	6 36	6 50
Hook Colliery Siding	—	—	—	—	—	—	—	—
Johnston (Perm.)	—	—	—	—	—	—	7 0	7 10
NEYLAND	—	—	—	—	—	—	7 20	—

AND NEYLAND.

Sundays.

STATIONS.	F		J		H	A		F		C		C	
	7.50 p.m. (Saturdays) Gloucester Freight.		11.50 p.m. (Sats.) Cardiff Freight.		1.0 a.m. Pen- gam Freight	Mail and Passenger Saturday nights from Paddington.		2.20 p.m. (Saturdays) Banbury to Copper Works Jct. Freight.		1.12 a.m. Swindon Milk Empties.		12.25 a.m. Bristol Vacuum Freight.	
	arr.	dep.	arr.	dep.	RR dep.	arr.	dep.	arr.	dep.	arr.	dep.	arr.	dep.
Paddington	a.m.	a.m.	a.m.	a.m.	a.m.	a.m.	p.m.	a.m.	a.m.	a.m.	a.m.	a.m.	a.m.
Cardiff (General) ..	12	17	11	65(pm)	1 14	2 24	2 44	1 14	3 17	3 40	3 10	3 10	3 10
Pyle Sand Siding <-	2 32	—	2 2 (am)	—	3 14	—	3 30a.m.	3 44	—	4 24	—	4 35	—
Margam Moors	—	—	—	—	—	—	—	—	—	—	—	—	—
Margam	—	—	—	—	—	—	—	—	—	—	—	—	—
Margam Sidings	—	—	—	—	3Z23	—	—	3 53	4 20	—	—	—	—
PORT TALBOT (Gen.)	2 45C	T2 50	3 14	3 55	—	3 36	3 40	—	—	4 32	—	4 43C	D4 48
Baglan Loop	—	—	—	—	Z	—	—	—	—	—	—	—	—
Briton Ferry	3 2	3 30	—	—	Dep.	—	—	—	—	—	—	—	—
Court Sarg Junction ..	3 33	—	—	—	3.53	—	—	—	—	—	—	—	4 55
Neath Jct. (R. & S.B.)	—	—	—	—	a.m.	—	—	—	—	—	—	—	—
Dynevor Junction	3 39	—	—	—	Copper	—	—	—	—	—	—	—	4 59
Jersey Marine Jct. N.	3 43	—	—	—	Works	—	—	—	—	—	—	—	5 1
Llandarcy Halt	—	—	—	—	Jct.	—	—	—	—	—	—	—	—
Neath Engine Shed....	—	—	—	—	arr.	—	—	—	—	—	—	—	—
NEATH (General)	—	—	4 13	4 55	4.0	3 48	3 52	—	—	4 42	—	—	—
Skewen	—	—	—	—	—	—	—	—	—	—	—	—	—
Skewen East Jct.	—	—	5 1	—	—	—	—	—	—	—	—	—	—
Lonlas Junction	—	—	—	—	—	—	—	—	—	—	—	—	5 5
FELIN FRAN	3 57	4 20	—	—	—	—	—	—	—	—	—	—	5 7
Felin Fran West	—	—	—	—	—	—	—	—	—	—	—	—	—
Llangyfelach	—	—	—	—	—	—	—	—	—	—	—	—	—
Pont-Lliw	—	—	—	—	—	—	—	—	—	—	—	—	—
Grovesend Colliery	—	—	—	—	—	—	—	—	—	—	—	—	—
Grovesend Coll. Lp. Jt.	—	—	—	—	—	—	—	—	—	—	—	—	5 24
Morlais Junction	—	4 58	—	—	—	—	—	—	—	—	—	—	—
LLANGENNECH	—	—	—	—	—	—	—	—	—	—	—	—	—
Llangennech Siding ..	—	—	—	—	—	—	—	—	—	—	—	—	—
Bynea	—	L	—	—	—	—	—	—	—	—	—	—	—
Genwen Junction	—	—	—	—	—	—	—	—	—	—	—	—	—
Skewen West	—	—	—	—	—	—	—	—	—	—	—	—	—
Llansamlet	—	—	—	—	—	—	—	—	—	—	—	—	—
Swansea Valley Jct.	—	—	5 30	5 45	—	—	—	—	—	—	—	—	—
Landore Steel Works ..	—	—	5 50	6 5	—	—	—	—	—	—	—	—	—
Landore	—	—	6 9	—	—	4 3	—	—	—	—	—	—	—
SWANSEA (High St.) ..	—	—	6 13	—	—	4 7	4 13	—	—	—	—	—	—
Swansea Loop West ..	—	—	—	—	—	—	4 17	—	—	—	—	—	—
Cwmbwrla Siding	—	—	—	—	—	—	—	—	—	—	—	—	—
Cockett	—	—	—	—	—	4 22B	E4 25	—	—	5 14B	E5 18	—	—
Stop Board	—	—	—	—	—	—	—	—	—	—	—	—	—
Gowerton	—	—	—	—	—	—	—	—	—	—	—	—	—
Loughor	—	—	—	—	—	—	—	—	—	—	—	—	—
Llandilo Junction East	5 12	—	—	—	—	—	—	—	—	—	—	5 31	5 55
Llanelly Dock	—	—	—	—	—	—	—	—	—	—	—	—	—
St. David's Dock Crg.	—	—	—	—	—	—	—	—	—	—	—	—	—
LLANELLY	—	—	—	—	—	4 35	4 38	—	—	5 32	5 42	—	5 58
Old Castle Crossing ..	—	—	—	—	—	—	—	—	—	—	—	—	—
Pembrey	—	—	—	—	—	—	—	—	—	—	—	—	—
Lando Platform	—	—	—	—	—	—	—	—	—	—	—	—	—
Kidwelly Flats Halt ..	—	—	—	—	—	—	—	—	—	—	—	—	—
Kidwelly	—	—	—	—	—	—	—	—	—	—	—	—	—
Ferryside	—	—	—	—	—	—	—	—	—	—	—	—	—
Carmarthen Junction ..	—	—	—	—	—	—	—	—	—	—	—	—	—
Myrtle Hill Junction ..	—	—	—	—	—	5 0	—	—	—	6 12	6 23	—	6 30
CARMARTHEN	—	—	—	—	—	5 2	5 11	a.m.	a.m.	—	—	—	—
Carmarthen Bridge ..	—	—	—	—	—	—	5 13	—	—	—	6 30	—	—
Llanstephan Crossing ..	—	—	—	—	—	—	—	—	—	—	—	—	—
Sarnau	—	—	—	—	—	—	—	—	—	—	—	—	—
St. Clears	—	—	—	—	—	5 24	5 26	—	—	—	—	—	—
WHITLAND	—	—	—	—	—	5 35	5 41	—	5 50	6 55	—	—	—
Cardigan Junction	—	—	—	—	—	—	—	—	—	—	—	—	—
Clynderwen	—	—	—	—	—	5 50	5 52	—	—	—	—	—	—
Clarbeston Road	—	—	—	—	—	6 1	6 5	—	—	—	—	—	—
Clarbeston Junction ..	—	—	—	—	—	—	—	—	—	—	—	—	—
FISHGUARD HBR.	—	—	—	—	—	—	—	—	—	—	—	—	—
HAVERFORDWEST	—	—	—	—	—	6 13	6 18	—	—	—	—	—	—
Hook Colliery Siding ..	—	—	—	—	—	—	—	—	—	—	—	—	—
Johnston (Pem.)	—	—	—	—	—	6 28	6 32	—	—	—	—	—	—
NEYLAND	—	—	—	—	—	6 41	—	—	—	—	—	—	—

Down Trains.

PYLE SAND SIDING

STATIONS.	H		A		A		B	B		H		H	
	2.30 a.m. Severn Tunnel Jct. Freight.		Newspapers.		Passenger.		Pass.	Auto.		5.35 a.m. Severn Tunnel Junction Freight.		6.30 a.m. Severn Tunnel Junction Freight.	
	arr.	dep.	arr.	dep.	arr.	dep.	dep.	dep.		arr.	dep.	arr.	dep.
Paddington	a.m.	a.m.	a.m.	a.m.	a.m.	a.m.	a.m.	a.m.		a.m.	a.m.	a.m.	a.m.
Cardiff (General) ...	8 40		4 47	5 2	6 10	1 0 6 25	7 40	...
Pyle Sand Siding ←	8 16		8 2		7 13	8 21		9 16	
Margam Moors ..	—	—	—	—	—	—	7 55	—	—	—	—	—	—
Margam ..	—	—	—	—	7 17	7 18	—	—	—	—	—	—	—
Margam Sidings ...	5 25	5 50	6 9	6 13	7 21	7 23	...	8 25	...	8 34C	T 8 39	9 25	9 50
PORT TALBOT (Gen.)	6 55		6 9	6 13	7 21	7 23	...	8 25	...	8 34C	T 8 39	9 25	9 50
Baglan Loop ..	—	—	—	—	—	—	...	8 12½	...	8 51	9 20	10 3	...
Briton Ferry ..	6 5	6 35	6 19½	6 21½	—	—	...	8 12½	...	8 51	9 20	10 3	...
Court Sart Junction ..	—	—	—	—	—	—	...	—	...	9 23	—	10 5	—
Neath Jct. (R. & S.B.)	—	—	—	—	—	—	...	—	...	—	—	—	—
Dynevor Junction ..	—	—	—	—	—	—	...	—	...	9 29	—	10 11	—
Jersey Marine Jct. N.	—	—	—	—	—	—	...	—	...	9 33	—	10 15	—
Llandarcy Halt ..	—	—	—	—	—	—	...	—	...	—	—	—	—
Neath Engine Shed ..	—	—	—	—	—	—	...	—	...	—	—	—	—
NEATH (General) ..	6 44B	E 6 49	6 26	6 36	7 33	7 36	...	8 19	...	—	—	—	—
Skewen	—	—	6 41	6 44	—	—	...	8 25	...	—	—	—	—
Skewen East Jct. ...	—	—	—	—	—	—	...	—	...	—	—	—	—
Lonlas Junction ...	—	—	—	—	—	—	...	—	...	9 41	—	10 23	—
FELIN FRAN ..	—	—	—	—	—	—	...	—	...	9 47	—	10 29	W1034
Felin Fran West ...	—	—	—	—	—	—	...	—	...	—	—	—	—
Llangyfelach ..	—	—	—	—	—	—	...	—	...	—	—	—	—
Pont-Llŷw	—	—	—	—	—	—	...	—	...	—	—	—	—
Grövesend Colliery	—	—	—	—	—	—	...	—	...	—	—	—	—
Grovesend Coll. Lp. Jt.	—	—	—	—	—	—	...	—	...	—	—	—	—
Morlais Junction ...	—	—	—	—	—	—	...	—	...	—	—	11 12	—
LLANGENNECH ..	—	—	—	—	—	—	...	—	...	—	—	—	—
Llangennech Siding	—	—	—	—	—	—	...	—	...	—	—	—	—
Bynea	—	—	—	—	—	—	...	—	...	—	—	—	—
Genwen Junction ..	—	—	—	—	—	—	...	—	...	—	—	—	—
Skewen West	7 6	—	6 49	6 51	—	—	...	8 31	...	—	—	—	—
Llansamlet	—	—	6 49	6 51	—	—	...	8 31	...	—	—	—	—
Swansea Valley Jct. ...	7 23	7 45	—	—	—	—	...	—	...	—	—	—	—
Landore Steel Works	7 50	—	—	—	—	—	...	—	...	—	—	—	—
Landore	—	—	6 56	6 59	7 46	—	...	8 37	...	—	—	—	—
SWANSEA (High St.)	7 4	—	7 50	—	...	8 15	8 42
Swansea Loop West ..	—	—	—	—	—	—	...	8 19	...	—	—	—	—
Cwmnbwria Siding ..	—	—	—	—	—	—	...	8 24	...	—	—	—	—
Cockett	—	—	—	—	—	—	...	—	...	—	—	—	—
Stop Board	—	—	—	—	—	—	...	—	...	—	—	—	—
Gowerton	—	—	—	—	—	—	...	—	...	—	—	—	—
Loughor	—	—	—	—	—	—	...	—	...	—	—	—	—
Llandilo Junction East	—	—	—	—	—	—	...	—	...	—	—	11 26	—
Llanelly Dock
St. David's Dock Crg.
LLANELLY	8 40
Old Castle Crossing	—
Pembrey	8 48
Lando Platform	—
Kidwelly Flats Halt	—
Kidwelly	8 57
Ferryside	9 5
Carmarthen Junction	—
Myrtle Hill Junction	9 14
GARMARTHEN	9 16
Carmarthen Bridge	—
Llanstephan Crossing	—
Sarnau	—
St. Clears	—
WHITLAND	—
Cardigan Junction	—
Clynderwen	—
Clarbeston Road	—
Clarbeston Junction	—
FISHGUARD HBR.	arr.	dep.
HAVERFORDWEST	p.m.	p.m.
Hook Colliery Siding	12 24	12 30
Johnston (Pem.)
NEYLAND

12.15 p.m.
Neyland
to
Milford
Haven
Passenger.

AND NEYLAND.

Sundays.

STATIONS.	H		B		B	B		B	A		C	A	
	7.30 a.m. Little Mill Junction Freight.		9.15 a.m. Bristol Passenger.		Pass.	9.15 a.m. Bristol Passenger.		Pass.	9.55 a.m. Paddington Passenger.		2.30 p.m. Ffairfach Milk.	9.55 a.m. Paddington Passenger.	
	arr.	dep.	arr.	dep.	dep.	arr.	dep.	dep.	arr.	dep.	dep.	arr.	dep.
Paddington	a.m.	a.m.	a.m.	a.m.	p.m.	a.m.	a.m.	p.m.	a.m.	a.m.	p.m.	p.m.	a.m.
Cardiff (General) ..	8 50		10 42	10 55		11 40	11 55		1 21	1 35pm		2 12	2 26pm
Pyle Sand Siding <<	10 28		11 47			12 46pm.			2 25				3 16
Margam Moors													
Margam													
Margam Sidings	10 39	11 10											
PORT TALBOT (Gen.) ..	11 15		11 53	11 57		12 52	12 55		2 31	2 33		3 22	3 24
Baglan Loop				p.m.									
Croit Ferry	11 23		12 34	12 5 1/2		1 1 1/2	1 3 1/2						
Court Sart Junction ..	11 25												
Neath Jct. (R. & S.B.) ..													
Dynevor Junction	11 31												
Jersey Marine Jct. N. ..	11 35												
Llandarcy Halt													
Neath Engine Shed ..													
NEATH (General)			12 10	12 14		1 3	1 12	Nov. 6th to Dec. 11th, 1949, and Jan. 8th to Mar. 12th, 1950 (inclusive) excepted.	2 42	2 44		3 33	3 35
Skewen													
Skewen East Jct.													
Lonlas Junction													
FELIN FRAN	11 47	11 57											
Felin Fran West													
Llangyfelach													
Pont-Lliw													
Groesend Colliery													
Groesend Coll. Lp. Jt. ..													
Morlais Junction	12 35		March 12th, 1950 (inclusive) excepted.										
LLANGENNECH													
Llangennech Siding ..													
Bynea													
Genwen Junction													
Skewen West													
Llansamlet													
Swansea Valley Jct. ...													
Landore Steel Works ..													
Landore			12 25										
SWANSEA (High St.) ..			12 29		1 0	1 27		1 35	3 0			3 50	
Swansea Loop West ..					1 4			1 39					
Cwmbrwria Siding					1 9			1 44					
Cockett													
Stop Board					1 14			1 49					
Gowerton													
Loughor													
Llandilo Junction East ..	12 49										3 7		
Llanelly Dock													
St. David's Dock Crg. ..													
LLANELLY					1 28			2 1			3 10		
Old Castle Crossing ..													
Pembrey					1 34			2 9					
Lando Platform													
Kidwelly Flats Halt ..													
Kidwelly					1 43			2 18					
Ferryside					1 51			2 26					
Carmarthen Junction ..													
Myrtle Hill Junction ..					2 0			2 35					
CARMARTHEN					2 2			2 57					3 30
Carmarthen Bridge													
Llanstephan Crossing ..								2 27					3 32
Sarnau													
St. Clears													
WHITLAND								2 55					
Cardigan Junction													
Clynderwen													
Clarbeston Road													
Clarbeston Junction ..													
FISHGUARD HBR.													
HAVERFORDWEST													
Hook Colliery Siding ..													
Johnston (Fern.)													
NEYLAND													

Shunt traffic at St. Clears as required.

Up Trains.

NEYLAND AND

Distance from				STATIONS	Ruling gradient 1 in	TIME ALLOWANCES FOR FREIGHT TRAINS. See page 1.							
Neyland.		Llanelly.				Allow for Stop.	Allow for Start.	Point-to-Point Allowances.					
M.	C.	M.	C.					Vacuum Trains.	"D" Head Lamp Trains.	Express Trains.	Ordinary.		
4	39			NEYLAND									
4	51			Johnston (Pem.)	75 R.	1	1		12	12	16		
4	66			Stop Board	75 F.								
4	66			Hook Colliery Siding	75 F.								
9	16			HAVERFORDWEST	80 F.	1	2		8	8	10		
				FISHGUARD HARBOUR	50 R.								
14	16			Clarbeston Junction	99 R.	1	1		12	12	15		
14	34			Clarbeston Road	100 R.								
21	4			Clynderwen	82 R.	1	1	10	13	15	20		
24	12			Cardigan Junction	101 F.								
26	32			WHITLAND	352 F.	2	1	8	9	11	13		
32	11			St. Clears	87 R.	2	1				14		
35	45			Sarnau	102 R.	2	1				10		
39	47			Llanstephan Crossing	95 F.	2	1	20	23	27	10		
39	74			Carmarthen Bridge	462 R.								
40	41			CARMARTHEN	L.								
40	15			Myrtle Hill Junction	462 R.								
40	30			Carmarthen Junction	660 R.	1	1	2	2	3	3		
46	56			Ferryside	264 F.	1	1	10	12		17		
50	74			Kidwelly	429 F.	1	1				10		
52	78			Kidwelly Flats Halt	L.								
54	52			Lando Platform	108 F.								
56	42			Pembrey	124 R.	1	1			32	13		
59	49			Old Castle Crossing	370 F.								
60	7			LLANELLY	726 F.	1	1	20	23	8	12		
60	41			St. David's Dock Crossing	L.								
				Llanelly Dock	L.								
61	57			Llandilo Junction East	L.	1	1		2	3	3		
63	57			Loughor	273 R.	1	1				7		
65	61			Gowerton	181 R.	1	1	9	9	9	7		
68	36			Cockett	50 R.								
68	41			Stop Board, No. 1.	71 F.	1	1	10	11	12	14		
69	18			Stop Board, No. 2.	52 F.	1	1	2	3	3	4		
69	51			Cwmbwria Siding	52 F.								
70	12			Swansea Loop West	52 F.								
70	41			Stop Board	52 F.								
71	34			SWANSEA (High Street)	96 R.								
70	43			Landore	52 F.	1	1	4	5	6	7		
71	7			Landore Steel Works	109 F.	1	1				2		
71	48			Swansea Valley Junction	L.	1	2				2		
72	59			Llansamlet	106 R.								
74	29			Skewen West	91 R.	1					12		
		11	50	Llandilo Junction East	226 F.		1	1	2				
		2	10	Genwen Junction	1752 R.	1	1	1	2	2	3		
		2	57	Bynea	1752 R.	1	1	1	1	1	2		
		4	7	Llangennech Siding	L.								
		4	52	LLANGENNECH	L.	1	1	3	4	5	6		
		4	19	Morlais Junction	L.	1	1	2	2	2	4		
		6	1	Grovesend Colliery Loop Jt.	120 R.	1	2	1	2	2	3		
		6	47	Grovesend Colliery	120 R.	1	2	1	2	2	3		
		8	13	Pont-Llŷw	120 R.	1	2	7	9	10	12		
		10	19	Llangyfelach	120 R.	2	1	8	9	10	10		
		13	7	Felin Fran West	120 F.								
		13	75	FELIN FRAN	264 R.	2	2	6	7	8	12		
		14	77	Lonlas Junction	120 R.	1	2	3	4	4	5		
74	54			Stop Board	88 F.		1	10	11	12			
74	62			Skewen East Junction	1650 R.								
75	5			Skewen	88 F.								
77	5			NEATH (General)	88 F.	2	1	4	5	5	10		
78	0			Neath Engine Shed	122 F.								
		16	15	Llandarcy Halt	116 F.								
		16	20	Jersey Marine Junction North	100 F.	2	2	2	2	3	6		
		16	69	Dynevor Junction	100 F.	2	2	1	1	2	3		
		17	39	Neath Jct. (R. & S.B.)	109 R.								
78	59	18	8	Court Sart Junction	192 R.	2	2	2-4*	3-4*	3-4*	4-6*		
78	75			Briton Ferry	180 F.	1	2	2	2	2	2		
80	26			Baglan Loop	357 R.								
82	52			PORT TALBOT (General)	103 R.	2	2	5	6	7	8		
84	4			Margam Sidings	170 R.	2	2	2	3	3	4		
84	52			Margam	L.								
86	23			Margam Moors	103 F.	1	2	4	4	5	6		
87	42			Pyle Sand Siding	139 R.	1	2	2	3	3	4		

§ Via Loop.

* Time allowances from Neath (General).

Up Trains.

NEYLAND AND

STATIONS.	J		C	K		H		J		K		J	
	Rogerstone Freight.		Aberdare Milk.	Return 10.30 p.m. Tondou Freight.		10.30 p.m. Little Mill Junction Freight.		Tondou Freight.		5.15 p.m. Neyland Freight.		2.30 a.m. Swansea (E'tern Depot) to Cardiff Freight.	
	arr.	dep.	dep.	arr.	dep.	arr.	dep.	arr.	dep.	arr.	dep.	arr.	dep.
	a.m.	a.m.	a.m.	a.m.	a.m.	a.m.	a.m.	a.m.	a.m.	a.m.	a.m.	a.m.	a.m.
NEYLAND	M	O		M	X	M	X	M	X	M	X	M	X
Johnston (Pem.)													
Stop Board													
Hook Colliery Siding													
HAVERFORDWEST													
FISHGUARD HBR. ..													
Clarbeston Junction ..													
Clarbeston Road													
Clynderwen													
Cardigan Junction													
WHITLAND													
St. Clears													
Sarnau													
Llanstephan Crossing ..													
Carmarthen Bridge ..										See page 88.			
CARMARTHEN ..													
Myrtle Hill Junction ..													
Carmarthen Junction ..													
Ferryside													
Kidwelly													
Kidwelly Flats Halt ..													
Lando Platform													
Pembrey													
Old Castle Crossing ..										12 31			
LLANELLY										12 34	1 4		
St. David's Dock Crg. ..													
Llanely Dock													
Llandilo Junction East ..									2 0	1 9	2 5		
Loughor													
Gowerton										2 21	2 30		
Cockett													
Stop Board, No. 1										2 46P	2 51		
Stop Board, No. 2										2 57P	3 1		
Cwmbwrla Siding													
Swansea Loop West													
Stop Board													
SWANSEA (High St.) ..													
Landore		1 45								3 10	3 20		
Landore Steel Works													
Swansea Valley Jct.													
Llansamlet													
Skewen West	2 3												
Genwen Junction ..													
Bynea													
Llangennech Siding													
LLANGENNECH													
Morlais Junction									2 16				
Grovesend Coll. Lp. Jt. ..													
Grovesend Colliery													
Pont-Lliw													
Llangyfelach													
Felin Fran West													
FELIN FRAN									2 55	3 30			
Lonlas Junction									3 37				
Stop Board		P2 33								3 38P	3 43		
Skewen East Junction													
Skewen													
NEATH (General)	2 50	P2 53	3 15			2 55				3 56			
Neath Engine Shed													
Llandarcy Halt													
Jersey Marine Jct. N. ..									3 43				
Dynevor Junction									3 46				
Neath Jct. (R. & S.B.) ..													
Court Sart Junction				12 25	3 15	3 4	3 45		3 50				
Briton Ferry													
Baglan Loop													
PORT TALBOT (Gen.) ..				3 25	3 57	4 15		4 2	4 30				
Margam Sidings	3 16	3 50		3 31	4 30	4 23		4 38	5 10				
Margam													
Margam Moors	3 59B	E4 4											
Pyle Sand Siding	4 10												
Cardiff (General)	6	8											
Paddington													

Starts 6.5 a.m. Mondays.

Cardiff (General) pass 11.15 a.m. when run via Barry.

See Local Train No. 8B for continuation.

Tondou arrive 5.45 a.m.

Tondou arrive 6.20 a.m.

PYLE SAND SIDING.

Week Days.

STATIONS.	J		H		J		K	H		B		A
	Newport (Dock Street) or Rogerstone Freight.		Alexandra Dock Jct. Freight.		11.0 p.m. Whitland Freight.		Return 11.45 p.m. Margam Freight	3.30 a.m. Pantyffynon to Severn Tunnel Junction Freight.		Passenger.		Padd. Relief Pass.
	arr.	dep.	arr.	dep.	arr.	dep.	dep.	arr.	dep.	arr.	dep.	dep.
NEYLAND	a.m. M	a.m. O	a.m. M	a.m. O	p.m. M	a.m. X	a.m. MX	a.m. M	a.m. X	a.m. MX
Johnston (Perm.)
Stop Board
Hook Colliery Siding
HAVERFORDWEST
FISHGUARD HBR.	3 35
Clarbeston Junction	4 5
Clarbeston Road
Clynderwen
Cardigan Junction	4 21
WHITLAND
St. Clears
Sarnau
Llanstephan Crossing	4 36
Carmarthen Bridge
CARMARTHEN
Myrtle Hill Junction	4 38
Carmarthen Junction	11 39	12 9
Ferryside
Kidwelly
Kidwelly Flats Halt
Lando Platform
Pembrey	12 51	1 30
Old Castle Crossing
LLANELLY
St. David's Dock Crg.	1 43	5 2
Llanelly Dock
Llandilo Junction East	1 47	2 20	5 6
Loughor
Gowerton	2 16	2 50	2 36	2 55
Cockett
Stop Board, No. 1	3 6	P3 11	3 11	P3 16
Stop Board, No. 2	3 17	P3 22	3 22	P3 27
Cwmbwrla Siding
Swansea Loop West
Stop Board
SWANSEA (High St.)	3 50	4 10	5 0
Landore	2 35	3 31	3 50	4 15	5 4	5 5
Landore Steel Works
Swansea Valley Jct.
Llansamlet
Skewen West	2 53	4 8
Genwen Junction
Bynea
Llangennech Siding
LLANGENNECH	5 12
Morlais Junction
Grovesend Coll. Lp. Jt.
Grovesend Colliery
Pont-Lliw
Llangyfelach
Felin Fran West
FELIN FRAN
Llonlas Junction
Stop Board ..	P	3 45	P4 35
Skewen East Junction
Skewen
NEATH (General)	3 58	P4 1	4 48	P4 53
Neath Engine Shed
Llandarcy Halt
Jersey Marine Jct. N.
Dynevor Junction
Neath Jct. (R. & S.B.)
Court Sart Junction	arr.	dep.
Briton Ferry
Baglan Loop
PORT TALBOT (Gen.)
Margam Sidings	4 22	4 16	5 15	5 10	a.m. M	a.m. X
Margam
Margam Moors	5 24B	E5 29	5 39B	E5 44
Pyle Sand Siding <-<	6 35	6 50
Cardiff (General)	8 14	*8 18	8 30*	*8 45
Paddington

SUSPENDED

RR to South Dock and return engine and van to Landore.

Starts at 6.55 a.m. on Mondays.

Porthcawl Freight.

M X

E*5 55

6 40
9 55

Up Trains.

NEYLAND AND

STATIONS.	J		J		J		J		A		K		H		
	3.0 a.m. Aberdare to Burrows Junction Freight.		2.30 a.m. Aberdare to Burrows Junction Freight.		Duffryn Yard Freight.		Return 9.30 p.m. Carmarthen Junction Freight.		Paddington Passenger.		Porth-cawl Freight		6.0 a.m. Neath Jct. to Severn Tunnel Junction Freight.		
	arr.	dep.	arr.	dep.	arr.	dep.	arr.	dep.	arr.	dep.	dep.	arr.	dep.	arr.	dep.
NEYLAND	M	O	M	X		12 1	M	X							
Johnston (Pem.)															
Stop Board						P 12 18									
Hook Colliery Siding															
HAVERFORDWEST					12 30	12 45									
FISHGUARD HBR.								1 35		3 55					
Clarbeston Junction										4 20					
Clarbeston Road						C R	2 31	2 45							
Clynderwen															
Cardigan Junction															
WHITLAND					1 35	2 16	3 21	4 5		4 43					
St. Clears															
Sarnau															
Llanstephan Crossing								4 40							
Carmarthen Bridge										5 0					
CARMARTHEN															
Myrtle Hill Junction										5 2					
Carmarthen Junction					2 55	3 25	4 44								
Ferryside															
Kidwelly															
Kidwelly Flats Halt															
Lando Platform															
Pembrey						4 6									
Old Castle Crossing															
LLANELLY						4 18				5 20	5 34				
St. David's Dock Crg.															
Llanelly Dock															
Llandilo Junction East					4 22	4 52				5 37					
Loughor															
Gowerton															
Cockett															
Stop Board, No. 1															
Stop Board, No. 2															
Cwmbwrla Siding															
Swansea Loop West															
Stop Board															
SWANSEA (High St.)															
Landore															
Landore Steel Works															
Swansea Valley Jct.															
Llansamlet															
Skewen West															
Genwen Junction															
Bynea															
Llangennech Siding															
LLANGENNECH															
Morlais Junction						6 8				5 44					
Grovesend Coll. Lp. Jt.															
Grovesend Colliery															
Pont-Lliw															
Llangyfelach															
Felin Fran West															
FELIN FRAN					5 47	6 30				5 37					
Lonias Junction						6 37				6 0					
Stop Board															
Skewen East Junction															
Skewen															
NEATH (General)	5 16	5 30	5 35	5 40										6 5	
Neath Engine Shed															
Llandarcy Halt															
Jersey Marine Jct. N.						6 43				6 2					
Dynevor Junction						6 46				6 3					
Neath Jct. (R. & S.B.)															
Court Sart Junction							6 50								
Briton Ferry	5 40	5 50	5 50	6 50	6 53	7 15									
Baglan Loop															
PORT TALBOT (Gen.)															
Margam Sidings										0 11				6 21	
Margam											6 20		6 27	6 47	
Margam Moors															
Pyle Sand Siding												CR	6 53B	E7*37	
Cardiff (General)														7 43	
Paddington										7 0	7 10			10 40	

§—Also runs on Saturday, Dec. 24th.

PLYE SAND SIDING.

Week Days.

STATIONS.	J Newport (Dock Street) or Rogerstone Freight.		B N.O.R. Llan- darcy Work- men's Auto. dep.	B Penarth Passenger.		B Ponty- pool Road Pass.	B Diesel	A Cheltenham Passenger.		J 6.30 a.m. Swansea (E'tern Depot) to Tondy Freight.			
	arr.	dep.		arr.	dep.			arr.	dep.	arr.	dep.		
	a.m.	a.m.		a.m.	a.m.			a.m.	a.m.	a.m.	a.m.		
NEYLAND	M	X
Johnston (Pem.)
Stop Board
Hook Colliery Siding
HAVERFORDWEST
FISHGUARD HBR.
Clarbeston Junction
Clarbeston Road
Clynderwen
Cardigan Junction
WHITLAND
St. Clears
Sarnau
Llanstephan Crossing
Carmarthen Bridge
GARMARTHEN
Myrtle Hill Junction
Carmarthen Junction
Ferryside
Kidwelly
Kidwelly Flats Halt
Lando Platform
Pembrey	6 50
Old Castle Crossing
LLANELLY	6 57
St. David's Dock Crg.
Llanelly Dock
Llandilo Junction East
Loughor	7 3 ³ / ₄
Gowerton	7 8
Cockett	7 14 ³ / ₄
Stop Board, No. 1
Stop Board, No. 2
Cwmbwrla Siding
Swansea Loop West	7 19
Stop Board
SWANSEA (High St.)	6 58	7 5	7 22 ¹ / ₂	7 30
Landore	5 15	7 9	7 10	7 34	7 35
Landore Steel Works
Swansea Valley Jct.
Llansamlet	7 16	7 41
Skewen West ..	5 28
Genwen Junction
Bynea
Llangennech Siding
LLANGENNECH
Morlais Junction
Grovesend Coll. Lp. Jt.
Grovesend Colliery
Pont-Llŵ
Llangyfelach
Felin Fran West
FELIN FRAN	7 17
Lonlas Junction	7 30
Stop Board	P 6 5
Skewen East Junction
Skewen
NEATH (General)	6 18	P*623	7 21	7 23	7 40	7 51	7 47
Neath Engine Shed	7 27	7 30	7 53
Llandarcy Halt
Jersey Marine Jct. N.
Dynevor Junction
Neath Jct. (R. & S.B.)
Court Sart Junction
Briton Ferry	7 37
Baglan Loop	6 37*	7 29	7 35	7 37	7 57 ¹ / ₂	7 59 ¹ / ₂	7 40	8 15
PORT TALBOT (Gen.) ..	7 40	7 34	8 6	8 10	8 25
Margam Sidings	7 40	8 52	8 32
Margam
Margam Moors	9 1B	E*9 27
Pyle Sand Siding	9 33	8 17
Cardiff (General)	11 56	9 8	9Z22
Paddington

Z-B
Headlamps
from
Cardiff
(General).

Tondy
arr. 9.55 a.m.

Up Trains.

NEYLAND AND

STATIONS.	B		C		A		H		K		H	
	7.5 a.m. Aberdare(H.L) to Swansea (H.S.) Passenger.		5.10 a.m. Little Mill Junction to Swansea (H.S.) Freight.		York Passenger.		8.35 a.m. Port Talbot Docks Freight.		Freight.		Severn Tunnel Junction Freight.	
	arr.	dep.	arr.	dep.	arr.	dep.	arr.	dep.	arr.	dep.	arr.	dep.
NEYLAND	a.m.	a.m.			a.m.	a.m.	a.m.	a.m.	a.m.	a.m.	a.m.	a.m.
Johnston (Perm.)
Stop Board
Hook Colliery Siding
HAVERFORDWEST
FISHGUARD HBR.
Clarbeston Junction
Clarbeston Road
Clynderwen
Cardigan Junction
WHITLAND
St. Clears
Sarnau
Llanstephan Crossing
Carmarthen Bridge
CARMARTHEN
Myrtle Hill Junction
Carmarthen Junction
Ferryside
Kidwelly
Kidwelly Flats Halt
Llando Platform
Pembrey
Old Castle Crossing
LLANELLY
St. David's Dock Crg.
Llanelly Dock
Llandilo Junction East
Loughor	6 40	..	6 45
Gowerton
Cockett	7 0	7 45
Stop Board, No. 1
Stop Board, No. 2	8 1	8 6
Cwmbwrla Siding	8 12	8 16
Swansea Loop West
Stop Board
SWANSEA (High St.)	8 15
Landore	8 16	8 24	8 34	..
Landore Steel Works	8 39	9 0	..
Swansea Valley Jct.	9 5	9 55	..
Llansamlet
Skewen West
Genwen Junction
Bynea
Llangennech Siding
LLANGENNECH
Morlais Junction
Grovesend Coll. Lp. Jt.
Grovesend Colliery
Pont-Lliw
Llangyfelach
Felin Fran West
FELIN FRAN
Lonlas Junction
Stop Board
Skewen East Junction
Skewen
NEATH (General)	7 58	8 10			8 25	8 55	8 29	8 31
Neath Engine Shed
Llandarcy Halt
Jersey Marine Jct. N.
Dynevor Junction
Neath Jct. (R. & S.B.)
Court Sarr Junction
Briton Ferry
Bağlan Loop
PORT TALBOT (Gen.)			8 39	8 41
Margam Sidings
Margam	8 45	8 58	9 35
Margam Moors
Pyle Sand Siding	8 47	8 51
Cardiff (General)	8 55
Paddington			9 32	9 40	11 14*	11 20

§—Arrive 8.2 a.m. when run in alternative times shewn on page 9, No. 11 Service Book.

7.20 a.m. Ystrad Mynach Auto.

arr. dep. 7 40 8 20

S O

To Rogrstone MWO Radyr TFO Llantrisant Tho

§—Mondays and Wednesdays only.

9 44BE*1031

10 37

12 46

PYLE SAND SIDING.

Week Days.

STATIONS.	A		H	K		B	B		B	A		D	B
	Paddington Passenger.		Pont-ar-dulais Freight	Pontardulais Freight.		Llan-doverly Pass.	Auto.		Pen-arth Pass.	Kingswear Passenger.		9.15 am Neath (River-side) Empty Auto.	8.10 a.m. Mill'rd Haven Pass.
	arr.	dep.	dep.	arr.	dep.	dep.	arr.	dep.	dep.	arr.	dep.	arr.	arr.
NEYLAND	a.m.	a.m.	a.m.	a.m.	a.m.	a.m.	a.m.	a.m.	a.m.	a.m.	a.m.	a.m.	a.m.
Johnston (Pem.)
Stop Board	8 20½
Hook Colliery Siding
HAVERFORDWEST
FISHGUARD HBR.	7 35
Clarbeston Junction	8 12
Clarbeston Road	8 13	8 18
Clynderwen
Cardigan Junction
WHITLAND
St. Clears
Sarnau
Llanstephan Crossing
Carmarthen Bridge
CARMARTHEN ..	—	7 30
Myrtle Hill Junction ..	7 32
Carmarthen Junction ..	—
Ferryside	7 42
Kidwelly	7 51
Kidwelly Flats Halt ..	7 55	7 56
Lando Platform
Pembrey	8 3	8 5
Old Castle Crossing
LLANELLY	8 12	8 15	8 20
St. David's Dock Crg. ..	—
Llanelly Dock
Llandilo Junction East ..	—	7 5	—	7 30	8 23	H	
Loughor	8 22	6.55 a.m. Pantyffynnon to Severn Tunnel Junction Freight.	
Gowerton	8 27	Will not run after Sept. 17th.	
Cockett	8 35
Stop Board, No. 1	—
Stop Board, No. 2	—
Cwmbwrla Siding	—
Swansea Loop West	8 41
Stop Board	—
SWANSEA (High St.)	8 44	8 50	arr.	dep.	..	—	9 5
Landore	8 54	a.m.	a.m.	9	9
Landore Steel Works ..	—	M	O
Swansea Valley Jct. ..	—
Llansamlet	—
Skewen West	—
Genwen Junction	—
Bynea	7 37	7 47	8 26
Llangennech Siding	7 53	8 20
LLANGENNECH	8 25	8 50	8 31
Morlais Junction	8 55	9 15	8 33
Grovesend Coll. Lp. Jt.	7 21	7 13
Grovesend Colliery
Pont-Lliw
Llangyfelach
Felin Fran West
FELIN FRAN	7 48	8 55
Lonlas Junction	9 2
SUSPENDED
Stop Board	—
Skewen East Junction ..	—
Skewen	—
NEATH (General)	9 5	9 7	9 15	9 20	9 23	9 22
Neath Engine Shed	—
Llandarcy Halt
Jersey Marine Jct. N.	9 8
Dynevor Junction	9 11
Neath Jct. (R. & S.B.)
Court Sart Junction	9 15
Briton Ferry	9 20½
Baglan Loop
PORT TALBOT (Gen.) ..	9 15	9 18	9 33	9 36
Margam Sidings	9 31	9 45
Margam
Margam Moors	9 53	10 43
Pyle Sand Siding	9 24	10 51	9 43
Cardiff (General)	10 10	10 17	10 36	10 45
Paddington	1 25	p.m.	1 38

Up Trains.

NEYLAND AND

STATIONS.	B		J		K		A	F		B		B	C
	Passenger.		Aberdare Freight.		Pyle Freight.		Gloucester Diesel.	Saltney Freight.		Gloucester Passenger.		7.0 a.m. Cardiffan Mixed Pass.	Ffair-fach Milk Empties.
	arr.	dep.	arr.	dep.	arr.	dep.	dep.	arr.	dep.	arr.	dep.	arr.	dep.
NEYLAND	a.m.	a.m.	a.m.	a.m.	a.m.	a.m.	a.m.	a.m.	a.m.	a.m.	a.m.	a.m.	a.m.
Johnston (Pem.)	RR	RR	SX
Stop Board
Hook Colliery Siding
HAVERFORDWEST
FISHGUARD HBR.
Clarbeston Junction
Clarbeston Road
Clynderwen
Cardigan Junction
WHITLAND
St. Clears
Sarnau
Llanstephan' Crossing
Carmarthen Bridge
CARMARTHEN	8 10
Myrtle Hill Junction
Carmarthen Junction
Ferryside	7 45
Kidwelly
Kidwelly Flats Halt
Lando Platform
Pembrey
Old Castle Crossing
LLANELLY	8 38
St. David's Dock Crg.	9 15
Llanelly Dock
Llandilo Junction East	8 41	9 18
Loughor
Gowerton
Cockett
Stop Board, No. 1
Stop Board, No. 2
Cwmbwrla Siding
Swansea Loop West
Stop Board
SWANSEA (High St.)	—	9 5	9 35	9 27	9 40
Landore	9 10	9 39	9 44	9 45
Landore Steel Works
Swansea Valley Jct.
Llansamlet	9 15	9 50
Skewen West
Genwen Junction
Bynea
Llangennech Siding
LLANGENNECH
Morlais Junction	8 56	8 16	9 27
Grovesend Coll. Lp. Jt.
Grovesend Colliery
Pont-Llŵ
Llangyfelach
Felin Fran West
FELIN FRAN	9 35	10 25	8 55	9 35
Lonlas Junction	10 32
Stop Board
Skewen East Junction
Skewen	9 21	9 56
NEATH (General) ..	9 25	9 27	9 35	9 49	10 0	10 2
Neath Engine Shed
Llandarcy Halt
Jersey Marine Jct. N.	10 38	9 48
Dynevor Junction	9 51
Neath Jct. (R. & S.B.)	10 43	10 48
Court Sart Junction
Briton Ferry	9 32½	9 55
Baglan Loop	10 7½
PORT TALBOT (Gen.) ..	9 39	9 41
Margam Sidings
Margam
Margam Moors
Pyle Sand Siding	9 48
Cardiff (General)	10 42
Paddington

Y—Stops for Milk traffic only.

Carries "H" Headlamps when conveying grease axle-box tanks.

Z—Cardiff (Gen.) dep. 10.50 a.m.

SUSPENDED

Runs only when required by Loco. Dept.

PYLE SAND SIDING.

Week Days.

STATIONS.	K		B	B	A		H		D	A		F	
	Llandoverly Freight.		8.40am Ponty- Pool Road Pass.	7.50 a.m. Pem. Dock Pass.	7.50 a.m. Pembroke Dock to Paddington Relief Pass.		Severn Tunnel Jct. Freight.		N.O.R. Llandarcy Empty Auto.	Paddington Passenger.		Stourbridge Junction Freight.	
	arr.	dep.	arr.	arr.	arr.	dep.	arr.	dep.	dep.	arr.	dep.	arr.	dep.
NEYLAND	a.m.	a.m.	a.m.	a.m.	a.m.	a.m.	a.m.	a.m.	a.m.	a.m.	a.m.	a.m.	a.m.
Johnston (Pem.)	RR	SO	8 29	8 31
Stop Board
Hook Colliery Siding
HAVERFORDWEST	8 39	8 41
FISHGUARD HBR.
Clarbeston Junction
Clarbeston Road	8 51	8:54	To carry "H" Headlamps when conveying grease axle-box tanks.
Clynderwen	9 4	9 4	
Cardigan Junction	9 12	9:18	
WHITLAND	9 2	9 2	9 7	9 12	9:18	
St. Clears	9 27	9:29
Sarnau	9:37
Llanstephan Crossing
Carmarthen Bridge	9 27	9 45
CARMARTHEN	9 47	9 54
Myrtle Hill Junction	9 29	9 56
Carmarthen Junction
Ferryside
Kidwelly
Kidwelly Flats Halt
Lando Platform
Pembrey
Old Castle Crossing
LLANELLY	9 55	9 59	10 19	10 22
St. David's Dock Crg.
Llanely Dock
Llandilo Junction East	9 30	11 15
Loughor
Gowerton
Cockett	10 16	10 37
Stop Board, No. 1
Stop Board, No. 2
Cwmbwrla Siding
Swansea Loop West	10 20	10 41
Stop Board
SWANSEA (High St.)	10 23	10 30	10+35	10 44	10 50
Landore	10 34	9 30	10 54
Landore Steel Works	9 36	10 0
Swansea Valley Jct.
Llansamlet
Skewen West
Genwen Junction
Bynea	9 37	9 50
Llangennech Siding
LLANGENNECH	9 58	10 8
Morlais Junction	10 18	11 31
Grovesend Coll. Lp. Jt.
Grovesend Colliery
Pont-Llŷw
Llangyfelach
Felin Fran West
FELIN FRAN	10+50	p.m. 12 10
Lonlas Junction	10+53	p.m. 12 35
Stop Board
Skewen East Junction	10 15	P10 20
Skewen
NEATH (General)	10 36	10 45	10 48	10 33*	P10 51	11 5	11 8
Neath Engine Shed
Llandarcy Halt
Jersey Marine Jct. N.
Dynevor Junction
Neath Jct. (R. & S.B.)	12 48
Court Sart Junction	12 51
Briton Ferry
Baglan Loop
PORT TALBOT (Gen.)	10 58	11 1
Margam Sidings
Margam
Margam Moors
Pyle Sand Siding <-<	11 9	1158BE12*20
Cardiff (General)	11 58	12 5	2 42*	2 46
Paddington	3 10	p.m.	12 16	12 24
	3 40	p.m.

Up Trains.

NEYLAND AND

STATIONS.	K		K		J		B	D		A	B	A	
	Second Trip of 7.5 a.m. Llandilo Jc. to Pontardulais Freight.		Return 5.20 a.m. Llandilo Junction Freight.		Freight.		Aberdare (H.L.) Auto.	Empty Train.		Pass.	Pass.	9.10 a.m. Pembroke Dock to Birmingham Passenger.	
	arr.	dep.	arr.	dep.	arr.	dep.	dep.	arr.	dep.	dep.	dep.	arr.	dep.
NEYLAND	a.m.	a.m.	a.m.	a.m.	a.m.	a.m.	a.m.	a.m.	a.m.	a.m.	a.m.	a.m.	a.m.
Johnston (Pem.)	6 37	6 20	..	S	O	SX	S
Stop Board	P	9 45	O
Hook Colliery Siding
HAVERFORDWEST	9 57	10 20
FISHGUARD HBR.	Z—Precede 8.48 a.m. Fishguard Harbour to Paddington.
Clarbeston Junction	10 37
Clarbeston Road	10 57
Clynderwen	11 12
Cardigan Junction
WHITLAND
St. Clears	10 23
Sarnau	10 28
Llanstephan Crossing	12 45
Carmarthen Bridge	10 43
CARMARTHEN
Myrtle Hill Junction	p.m.	10Z 46
Carmarthen Junction	12 49	1 31
Ferryside
Kidwelly	1 50	*2 10
Kidwelly Flats Halt
Lando Platform	7 55	8 50
Pembrey	9 0	10 27	2 25	2 55
Old Castle Crossing
LLANELLY	10 40	10 55	10 41	11 20	11 10
St. David's Dock Crg.	11 13
Llanelly Dock
Llandilo Junction East	11 0	11 25	11 25	..	3 12	11 16
Loughor
Gowerton
Cockett
Stop Board, No. 1
Stop Board, No. 2
Cwmbwrla Siding
Swansea Loop West
Stop Board
SWANSEA (High St.)	Z—Departs 7.5 a.m. to Milford Haven, arrive 7.25 a.m., depart 9.0 a.m.	..	10 55	11 0	11 15	11 19
Landore
Landore Steel Works
Swansea Valley Jct.
Llansamlet
Skewen West
Genwen Junction
Bynea
Llangennech Siding
LLANGENNECH
Morlais Junction
Grovesend Coll. Lp. Jt.	11 40	V 1 40	11 27
Grovesend Colliery
Pont-Llŵ	2 5	2 20
Llangyfelach	2 35	2 55
Felin Fran West	H
FELIN FRAN
Lonlas Junction	10.0 a.m. Swansea (Eastern Depot) S.T. Jct. Freight.
Stop Board
Skewen East Junction
Skewen
NEATH (General)	11 11
Neath Engine Shed	11 19	11 31	11 38
Llandarcy Halt	a.m.	a.m.
Jersey Marine Jct. N.
Dynevor Junction	10 58	11 48
Neath Jct. (R. & S.B.)	11 49
Court Sart Junction	11 7
Briton Ferry	11 9*	11 15
Baglan Loop
PORT TALBOT (Gen.)	11 24
Margam Sidings	11 30	12 20	11 39	11 58
Margam
Margam Moors	12 29B	E12 34
Pyle Sand Siding	12 40
Cardiff (General)	3 16*	3 22	12 30	12 54
Paddington	1 10

Z—Precede 8.48 a.m. Fishguard Harbour to Paddington.

July 2nd to Sept. 17th (inclusive).

SUSPENDED

PYLE SAND SIDING.

Week Days.

STATIONS.	B		B			B		K		K		B	
	Cheltenham Passenger.		12.10 p.m. Margam to Porth Workmen.			Diesel.		Glynhir Freight.		Freight.		Brynamman Passenger.	
	arr.	dep.	arr.	dep.		arr.	dep.	arr.	dep.	arr.	dep.	arr.	dep.
NEYLAND	a.m.	a.m.	p.m.	p.m.		a.m.	a.m.	a.m.	a.m.	a.m.	a.m.	a.m.	a.m.
Johnston (Pem.)	S	O
Stop Board
Hook Colliery Siding
HAVERFORDWEST	—	9 0
FISHGUARD HBR.
Clarbeston Junction	—	—
Clarbeston Road	—	9 11
Clynderwen	—	9 21
Cardigan Junction
WHITLAND	9 29	9 45
St. Clears	9 56
Sarnau	10 5
Llanstephan Crossing
Carmarthen Bridge	10 15
CARMARTHEN ..	—	10 15	10 17	—
Myrtle Hill Junction ..	10	17
Carmarthen Junction
Ferryside	—	10 27	8 49	9 0
Kidwelly	—	10 35	9 12	9 25
Kidwelly Flats Halt ..	—
Lando Platform	—
Pembrey	—	10 44	9 39	10 0
Old Castle Crossing
LLANELLY	10 51	10 57	10 14	11 0	11 5
St. David's Dock Crg. ..	—
Llanelly Dock
Llandilo Junction East ..	—	11 35	11 5	11 40	11 8
Loughor	11 4	C	R
Gowerton	11 9	11 56	12 48
Cockett ..	11 17	1 2
Stop Board, No. 1	—
Stop Board, No. 2	—
Cwrnwbwrla Siding	—	1 26
Swansea Loop West. ..	11	22
Stop Board
SWANSEA (High St.) ..	11 25	11 31
Landore	11	1 39	2 5
Landore Steel Works ..	11
Swansea Valley Jct. ..	11	2 11	2 35
Llansamlet ..	11
Skewen West ..	11	2 50
Genwen Junction
Bynea	11 11
Llangennech Siding
LLANGENNECH	11 16
Morlais Junction.	11 18
Grovesend Coll. Lp. Jt.
Grovesend Colliery
Pont-Lilw
Llangyfelach
Felin Fran West
FELIN FRAN
Lonlas Junction
Stop Board	a.m.	a.m.
Skewen East Junction
Skewen ..	11
NEATH (General)	11 43	11 51
Neath Engine Shed ..	—
Llandarcy Halt
Jersey Marine Jct. N.
Dvnevor Junction
Neath Jct. (R. & S.B.)
Court Sart Junction.
Briton Ferry	11 55½	11 56½
Baglan Loop
PORT TALBOT (Gen.) ..	12 3	12 5	12 13	12 20
Margam Sidings
Margam ..	11
Margam Moors
Pyle Sand Siding ..	12	12
Cardiff (General)	1 21	1 35
Paddington

Thence as ordered by Control.

PLYE SAND SIDING.

Week Days.

STATIONS.	B	B	J		B		B	J		B	B	B	B
	Porth-cawl Diesel.	11.0am Ponty-pool Road Pass.	Llantrisant Freight.		Hereford Passenger.		Auto.	Freight.		Auto.	Milford Haven Pass.	Pass.	9.50 a.m. Car-digan Mixed Pass.
	dep.	arr.	arr.	dep.	arr.	dep.	dep.	arr.	dep.	dep.	dep.	dep.	arr.
NEYLAND	p.m. SO	p.m.	a.m.	a.m.	p.m.	p.m.	a.m.	a.m.	a.m.	a.m.	a.m.	dep.	a.m.
Johnston (Pem.)	Y 9 10	10 35
Stop Board	9 25 X Z	10 45
Hook Colliery Siding	• P12 40
HAVERFORDWEST	12 55 V1 30	10 54
FISHGUARD HBR.	10 20
Clarbeston Junction	1 48 1 58	10 58
Clarbeston Road	C R	10 59
Clynderwen	11 6
Cardigan Junction	11 16
WHITLAND	2 34 2 55	11 27	11 26½
St. Clears	C R	11 37	11 31
Sarnau	11 45
Llanstephan Crossing	11 54
Carmarthen Bridge
CARMARTHEN	11 50	11 56
Myrtle Hill Junction	11 52
Carmarthen Junction	3 31
Ferryside	12 1½
Kidwelly	12 9
Kidwelly Flats Halt	12 11½
Lando Platform
Pembrey	12 18
Old Castle Crossing
LLANELLY	12 27
St. David's Dock Crg.
Llanelly Dock
Llandilo Junction East	10 5
Loughor	12 33½
Gowerton	12 38
Cockett	12 45½
Stop Board, No. 1
Stop Board, No. 2
Cwmbwrla Siding
Swansea Loop West	12 49
Stop Board
SWANSEA (High St.)	12 20	12 45	12 52
Landore	12 24	12 49	12 50
Landore Steel Works
Swansea Valley Jct.
Llansamlet	12 28½	12 55
Skewen West
Genwen Junction
Bynea
Llangennech Siding
LLANGENNECH
Morlais Junction	Via	10 21
Grovesend Coll. Lp. Jt.	Pyle
Grovesend Colliery	West
Pont-Lliw	Loop.
Llangyfelach
Felin Fran West
FELIN FRAN	11 0	11 30
Lonlas Junction	11 37
Stop Board
Skewen East Junction
Skewen	12 33	1 1
NEATH (General)	12 38	12 57	1 5	1 7
Neath Engine Shed
Llandarcy Halt
Jersey Marine Jct. N.	11 43
Dynevor Junction	11 46
Neath Jct. (R. & S.B.)
Court Sart Junction	11 50
Briton Ferry	12 42½	11 53	•1250	1 11½	1 12½
Baglan Loop
PORT TALBOT (Gen.)	12 48½	1 0	1 19	1 21
Margam Sidings	1 6	1 46
Margam	12 54½
Margam Moors	1 55	•2 43
Pyle Sand Siding	12 57	2 49	1 28
Cardiff (General)	2 34	2 45
Paddington

V—On Saturdays Haverfordwest depart 2.10 p.m. and forward in times of 2.10 p.m. Haverfordwest SO, page 80.

Y—On Moudays, Neyland depart 9.25 a.m., Johnston arrive 9.40 a.m.

Z—Johnston depart 9.50 a.m. to Milford Haven, arrive 10.10 a.m., depart 11.50 a.m.